



2020

ANNUAL REPORT



ALLEGAN COUNTY ROAD COMMISSION

September 22, 2021

Honorable Board of County Commissioners
Of Allegan County
County Building
Allegan, Michigan 49010

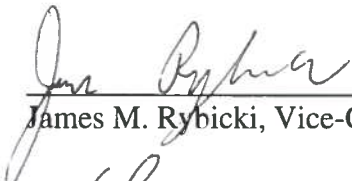
In compliance with the statutes relative thereto, the Board of County Road Commissioners herewith submits its ANNUAL REPORT for the year ending December 31, 2020.

Very truly yours,

BOARD OF COUNTY ROAD COMMISSIONERS



John G. Kleinheksel, Chairman



James M. Rybicki, Vice-Chair



Larry W. Brown, Commissioner

A N N U A L R E P O R T

OF THE

BOARD OF COUNTY ROAD COMMISSIONERS

OF

ALLEGAN COUNTY, MICHIGAN

TO THE

BOARD OF COUNTY COMMISSIONERS

ALLEGAN COUNTY, MICHIGAN

FOR THE CALENDAR YEAR

2020

BOARD OF COMMISSIONERS

John Kleinheksel, Chairman

James Rybicki, Vice-Chairman

Larry Brown, Commissioner

STAFF

Craig Atwood, Managing Director

Jason Edwards, County Highway Engineer

Sheryl Parrish, Finance Director

Phil Kernodle, Maintenance Superintendent

Walter Jansen, Equipment Superintendent

John Sharpe, Traffic and Safety Superintendent

TABLE OF CONTENTS

Balance Sheet 1

Capital Asset Account Group 2

Statement of Revenues 3

Statement of Expenditures 5

Statement of Changes in Fund Balances 6

Equipment Expense 7

Distributive Expense – Fringe Benefits 8

Distributive Expense – Overhead 9

Schedule of Capital Outlay 10

Distribution of Gain or Loss on Disposal of Assets 10

Preservation Expenditures – 90% of MTF 11

Ten Years Qualified Expenditures – Non-Motorized Improvements 12

Indirect Equipment and Storage Expense 13

Administrative Expense Schedule and Allocation 14

Construction/Capacity Improvements/Structural Improvements 15

Schedule of Township Mileage and Population 16

Schedule of Township Expenditures and Contributions 17

Analysis of Fringe Benefits 18

Analysis of Maintenance Expenditures 19

Capital Outlay 20

Township Contributions 21

Report of Progress 22

Primary Road System – Construction/Capacity Improvements/Structural Improvements (Detailed Description) 23

Local Road System – Construction/Capacity Improvements/Structural Improvements and Special Maintenance (Detailed Description) 25

Bridge Replacement Program 31

Certified Road Mileage & Number of Bridges 32

Charts and Graphs 33

Allegan

Year Ended - 2020

Start: 01/01/2020 **End:** 12/31/2020

BALANCE SHEET

Assets

General Operating Fund

1. Cash	\$100.00
2. Investments	9,004,171.17
3. Accounts Receivable:	
a. Michigan Transportation Fund	2,482,099.70
b. State Trunkline Maintenance	0.00
c. State Transportation Department - Other	0.00
d. Due on County Road Agreement	1,649,766.66
e. Due on Special Assesment	0.00
f. Sundry Accounts Receivable	3,938,737.62

Inventories/Pre-Paid Insurance/Other

4. Deferred Expense State Aid	0.00
5. Road Materials	829,317.05
6. Equipment Materials and Parts	806,900.02
7. Prepaid Insurance	163,138.97
8. Deferred Expense - Federal Aid	0.00
9. Other	0.00

10. TOTAL ASSETS

\$18,874,231.19

Liabilities and Fund Balances

Liabilities

11. Accounts Payable	\$225,154.10
12. Notes Payable (Short Term)	0.00
13. Accrued Liability	248,222.84
14. Advances	0.00
15. Deferred Revenue - Special Assessment District	0.00
16. Deferred Revenue - EDF Forest Rd.(E)	0.00
17. Deferred Revenue	4,010,375.00
18. Other	3,022,447.78

Fund Balances

19. Primary Road Fund	5,372,701.84
20. Local Road Fund	3,936,994.03
21. County Road Commission Fund	2,058,335.60
22. Total Fund Balances	11,368,031.47

23. TOTAL LIABILITIES AND FUND BALANCES

\$18,874,231.19

Allegan

Year Ended - 2020

Start: 01/01/2020 End: 12/31/2020

CAPITAL ASSETS ACCOUNT GROUP

<u>Assets</u>	(A)	(B)
24. Land	\$0.00	\$0.00
25. Land Improvements	\$155,034.91	0.00
25 a.Less: Accumulated Depreciation	0.00	155,034.91
26. Depletable Assets	0.00	0.00
26 a.Less: Accumulated Depreciation	0.00	0.00
27. Buildings	9,842,492.90	0.00
27 a.Less: Accumulated Depreciation	(1,921,180.78)	7,921,312.12
28. Equipment - Road	16,859,698.03	0.00
28 a.Less: Accumulated Depreciation	(14,250,613.41)	2,609,084.62
29. Equipment - Shop	218,728.27	0.00
29 a.Less: Accumulated Depreciation	(118,889.27)	99,839.00
30. Equipment - Engineers	73,497.43	0.00
30 a.Less: Accumulated Depreciation	(60,365.96)	13,131.47
31. Equipment - Yard and Storage	1,254,021.87	0.00
31 a.Less: Accumulated Depreciation	(498,907.64)	755,114.23
32. Equipment and Furniture - Office	55,977.94	0.00
32 a.Less: Accumulated Depreciation	(53,096.78)	2,881.16
33. Infrastructure	293,298,232.81	0.00
33 a.Less: Accumulated Depreciation	(78,393,389.71)	214,904,843.10
34. Vehicles	0.00	0.00
34 a.Less: Accumulated Depreciation	0.00	0.00
35. Construction Work in Progress	0.00	0.00
36. Total Assets		\$226,461,240.61
<u>Equities</u>		
37. Plant and Equipment Equity		
37 a.Primary		11,552,930.59
37 b.Local		3,466.92
37 c.Co. Road Comm.		0.00
37 d.Infrastructure		214,904,843.10
38. Total Equities		\$226,461,240.61
<u>Long Term Debt</u>		
39. Bonds Payable (Act 51)		5,418,525.00
40. Notes Payable (Act 143)		0.00
41. Vested Vacation and Sick Leave Payable		494,529.02
42. Installment/Lease Purchase Payable		0.00
43. Other		0.00
44. Total Liabilities		\$5,913,054.02
<u>Fiduciary Fund</u>		
45. Deferred Compensation (Pension) Plan		\$1,845,382.41

Allegan

Year Ended - 2020

Start: 01/01/2020 End: 12/31/2020

STATEMENT OF REVENUES

	Primary Road Fund (P)	Local Road Fund (L)	Co. Road Comm. Fund (C)	Total (T)
<u>Taxes</u>				
46. County Wide Millage	\$4,042,364.77	\$0.00	\$0.00	\$4,042,364.77
47. Other	0.00	0.00	0.00	0.00
48. Total Taxes	<u>4,042,364.77</u>	<u>0.00</u>	<u>0.00</u>	<u>4,042,364.77</u>
<u>Licenses and Permits</u>				
49. Specify	0.00	0.00	85,800.00	85,800.00
<u>Federal Sources</u>				
50. Surface Tran. Program (STP)	409.25	0.00	0.00	409.25
51. C Funds - Federal	0.00	0.00	0.00	0.00
52. D Funds - Federal	0.00	0.00	0.00	0.00
53. Bridge	0.00	0.00	0.00	0.00
54. High Priority	0.00	0.00	0.00	0.00
55. Other	581,417.94	0.00	0.00	581,417.94
56. Total Federal Sources	<u>581,827.19</u>	<u>0.00</u>	<u>0.00</u>	<u>581,827.19</u>
STATE SOURCES				
<u>Michigan Transportation Fund</u>				
57. Engineering	6,451.24	3,548.76	0.00	10,000.00
58. Snow Removal	0.00	188,545.19	0.00	188,545.19
59. Urban Road	465,410.40	146,960.14	0.00	612,370.54
60. Allocation	9,253,316.84	5,090,160.55	0.00	14,343,477.39
61. Total MTF	<u>9,725,178.48</u>	<u>5,429,214.64</u>	<u>0.00</u>	<u>15,154,393.12</u>
<u>Other</u>				
62. Local Bridge	0.00	0.00	0.00	0.00
63. Other	307,716.20	0.00	0.00	307,716.20
64. Total Other	<u>307,716.20</u>	<u>0.00</u>	<u>0.00</u>	<u>307,716.20</u>
<u>Economic Development Fund</u>				
65. Target Industries (A)	0.00	0.00	0.00	0.00
66. Urban Congestion (C)	0.00	0.00	0.00	0.00
67. Rural Primary (D)	0.00	0.00	0.00	0.00
68. Forest Road (E)	0.00	0.00	0.00	0.00
69. Urban Area (F)	0.00	0.00	0.00	0.00
70. Other	0.00	0.00	0.00	0.00
71. Total EDF	<u>0.00</u>	<u>0.00</u>	<u>0.00</u>	<u>0.00</u>
72. Total State Sources	<u>\$10,032,894.68</u>	<u>\$5,429,214.64</u>	<u>\$0.00</u>	<u>\$15,462,109.32</u>

Allegan

Year Ended - 2020

Start: 01/01/2020 End: 12/31/2020

STATEMENT OF REVENUES

	Primary Road Fund (P)	Local Road Fund (L)	Co. Road Comm. Fund (C)	Total (T)
Contributions From Local Units				
73. City and Village	\$9,567.96	\$0.00	\$0.00	\$9,567.96
74. Township Contr.	253,871.05	9,762,950.89	0.00	10,016,821.94
75. Other	0.00	0.00	0.00	0.00
76. Total Contributions	<u>263,439.01</u>	<u>9,762,950.89</u>	<u>0.00</u>	<u>10,026,389.90</u>
Charges for Service				
77. Trunkline Maintenance	0.00	0.00	0.00	0.00
78. Trunkline Non-maintenance	0.00	0.00	0.00	0.00
79. Salvage Sales	0.00	0.00	9,120.09	9,120.09
80. Other	0.00	0.00	26,185.11	26,185.11
81. Total Charges	<u>0.00</u>	<u>0.00</u>	<u>35,305.20</u>	<u>35,305.20</u>
Interest and Rents				
82. Interest Earned	60,108.87	48,684.03	17,621.39	126,414.29
83. Property Rentals	0.00	0.00	0.00	0.00
84. Total Interest/Rents	<u>60,108.87</u>	<u>48,684.03</u>	<u>17,621.39</u>	<u>126,414.29</u>
Other				
85. Special Assessments	0.00	0.00	0.00	0.00
86. Land and Bldg. Sales	0.00	0.00	0.00	0.00
87. Sundry Refunds	0.00	0.00	0.00	0.00
88. Gain (Loss) Equip. Disp.	51,911.42	15.58	0.00	51,927.00
89. Contributions from Private Sources	0.00	0.00	8,658.48	8,658.48
90. Other	0.00	0.00	0.00	0.00
91. Total Other	<u>51,911.42</u>	<u>15.58</u>	<u>8,658.48</u>	<u>60,585.48</u>
Other Financing Sources				
92. County Appropriation	0.00	0.00	0.00	0.00
93. Bond Proceeds	0.00	0.00	0.00	0.00
94. Note Proceeds	0.00	0.00	0.00	0.00
95. Inst. Purch./Leases	0.00	0.00	0.00	0.00
96. Total Other Fin. Sources	<u>0.00</u>	<u>0.00</u>	<u>0.00</u>	<u>0.00</u>
97. TOTAL REVENUE AND OTHER FINANCING SOURCES	<u>\$15,032,545.94</u>	<u>\$15,240,865.14</u>	<u>\$147,385.07</u>	<u>\$30,420,796.15</u>

Allegan

Year Ended - 2020

Start: 01/01/2020 End: 12/31/2020

STATEMENT OF EXPENDITURES

	Primary Road Fund (P)	Local Road Fund (L)	Co. Road Comm. Fund (C)	Total (T)
<u>Construction/Capacity Improvement</u>				
98. Roads	0.00	0.00	0.00	0.00
99. Structures	0.00	0.00	0.00	0.00
100. Roadside Parks	0.00	0.00	0.00	0.00
101. Special Assessments	0.00	0.00	0.00	0.00
102. Other	0.00	0.00	0.00	0.00
103. Total Construction/Cap. Imp.	<u>0.00</u>	<u>0.00</u>	<u>0.00</u>	<u>0.00</u>
<u>Preservation - Structural Improvements</u>				
104. Roads	7,857,800.37	9,643,665.37	0.00	17,501,465.74
105. Structures	20,593.19	54,516.39	0.00	75,109.58
106. Safety Projects	0.00	0.00	0.00	0.00
107. Roadside Parks	0.00	0.00	0.00	0.00
108. Special Assessments	0.00	0.00	0.00	0.00
109. Other	0.00	0.00	0.00	0.00
110. Total Preservation - Struct. Imp.	<u>7,878,393.56</u>	<u>9,698,181.76</u>	<u>0.00</u>	<u>17,576,575.32</u>
<u>Maintenance</u>				
111. Roads	3,145,063.58	7,937,086.78	0.00	11,082,150.36
112. Structures	2,782.36	9,249.44	0.00	12,031.80
113. Roadside Parks	0.00	0.00	0.00	0.00
114. Winter Maintenance	820,427.49	1,092,837.95	0.00	1,913,265.44
115. Traffic Control	484,182.05	235,957.70	0.00	720,139.75
116. Total Maintenance	<u>4,452,455.48</u>	<u>9,275,131.87</u>	<u>0.00</u>	<u>13,727,587.35</u>
117. Total Construction, Preservation And Maintenance	<u>12,330,849.04</u>	<u>18,973,313.63</u>	<u>0.00</u>	<u>31,304,162.67</u>
<u>Other</u>				
118. Trunkline Maintenance	0.00	0.00	0.00	0.00
119. Trunkline Non-maintenance	0.00	0.00	0.00	0.00
120. Administrative Expense	453,404.26	697,647.11	0.00	1,151,051.37
121. Equipment - Net	(209,795.06)	(656,164.12)	0.00	(865,959.18)
122. Capital Outlay - Net	746,357.48	(388.70)	0.00	745,968.78
123. Debt Principal Payment	250,000.00	0.00	0.00	250,000.00
124. Interest Expense	176,531.26	0.00	0.00	176,531.26
125. Drain Assessment	0.00	0.00	0.00	0.00
126. Other	0.00	0.00	0.01	0.01
127. Total Other	<u>1,416,497.94</u>	<u>41,094.29</u>	<u>0.01</u>	<u>1,457,592.24</u>
128. Total Expenditures	<u>\$13,747,346.98</u>	<u>\$19,014,407.92</u>	<u>\$0.01</u>	<u>\$32,761,754.91</u>

Allegan

Year Ended - 2020

Start: 01/01/2020 End: 12/31/2020

STATEMENT OF CHANGES IN FUND BALANCES

	Primary Road Fund (P)	Local Road Fund (L)	Co. Road Comm. Fund (C)	Total (T)
129. Total Revenues And Other Financing Sources	<u>\$15,032,545.94</u>	<u>\$15,240,865.14</u>	<u>\$147,385.07</u>	<u>\$30,420,796.15</u>
130. Total Expenditures	<u>13,747,346.98</u>	<u>19,014,407.92</u>	<u>0.01</u>	<u>32,761,754.91</u>
131. Excess of Revenues Over (Under) Expenditures	<u>1,285,198.96</u>	<u>(3,773,542.78)</u>	<u>147,385.06</u>	<u>(2,340,958.76)</u>
132. Optional Transfers				
132 a. Primary to Local (50%)	<u>(2,431,000.00)</u>	<u>2,431,000.00</u>	<u>0.00</u>	<u>0.00</u>
132 b. Local to Primary (15%)	<u>0.00</u>	<u>0.00</u>	<u>0.00</u>	<u>0.00</u>
133. Emergency Transfers (Local to Primary)	<u>0.00</u>	<u>0.00</u>	<u>0.00</u>	<u>0.00</u>
134. Total Optional Transfers	<u>(2,431,000.00)</u>	<u>2,431,000.00</u>	<u>0.00</u>	<u>0.00</u>
135. Excess of Revenues and Other Sources Over (Under) Expenditures and Other Uses	<u>(1,145,801.04)</u>	<u>(1,342,542.78)</u>	<u>147,385.06</u>	<u>(2,340,958.76)</u>
136. Beginning Fund	<u>6,518,502.88</u>	<u>5,279,536.81</u>	<u>1,910,950.54</u>	<u>13,708,990.23</u>
137. Adjustment	<u>0.00</u>	<u>0.00</u>	<u>0.00</u>	<u>0.00</u>
138. Beginning Fund Balance Restated	<u>6,518,502.88</u>	<u>5,279,536.81</u>	<u>1,910,950.54</u>	<u>13,708,990.23</u>
139. Interfund Transfer(County to Primary and/or Local)	<u>0.00</u>	<u>0.00</u>	<u>0.00</u>	<u>0.00</u>
140. Ending Fund Balance	<u>\$5,372,701.84</u>	<u>\$3,936,994.03</u>	<u>\$2,058,335.60</u>	<u>\$11,368,031.47</u>
				<u>1,500,000.00</u>
Fund Balance Reserve - Building				<u>500,000.00</u>
Fund Balance Reserve - Bond				
Fund Balance Unreserved				<u>9,368,031.47</u>
Ending Fund Balance Dec 31, 2020				<u>\$11,368,031.47</u>

Allegan

Year Ended - 2020

Start: 01/01/2020 End: 12/31/2020

EQUIPMENT EXPENSE

Direct Equipment Expense

141. Labor and Fringe Benefits	\$375,049.79	
142. Depreciation	<u>934,972.23</u>	
143. Other	<u>559,910.41</u>	
144. Total Direct		<u>1,869,932.43</u>

145. Indirect Equipment Expense		<u>1,275,071.21</u>
---------------------------------	--	---------------------

Operating Equipment Expense

146. Labor and Fringe Benefits	0.00	
147. Operating Expenses	<u>361,421.62</u>	
148. Total Operating		<u>\$361,421.62</u>

149. TOTAL EQUIPMENT EXPENSE \$3,506,425.26

Equipment Rental Credits:

	<u>Primary</u>	<u>Local</u>	<u>County</u>	<u>Total</u>
150. Construction/Capacity Improvement	0.00	0.00	0.00	0.00
151. Preservation - Structural Improvement	<u>26,379.79</u>	<u>87,145.24</u>	<u>0.00</u>	<u>113,525.03</u>
152. Maintenance	<u>988,616.33</u>	<u>3,087,395.34</u>	<u>0.00</u>	<u>4,076,011.67</u>
153. Inventory Operations	<u>0.00</u>	<u>0.00</u>	<u>0.00</u>	<u>0.00</u>
154. MDOT	<u>0.00</u>	<u>0.00</u>	<u>0.00</u>	<u>0.00</u>
155. Other Reimbursable Charges	<u>0.00</u>	<u>0.00</u>	<u>0.00</u>	<u>0.00</u>
156. All Other Charges	<u>44,297.08</u>	<u>138,550.66</u>	<u>0.00</u>	<u>182,847.74</u>
157. Total Equipment Rental Credits	<u>1,059,293.20</u>	<u>3,313,091.24</u>	<u>0.00</u>	<u>4,372,384.44</u>
	(A)	(B)	(C)	(D)
158. (Gain) or Loss on Usage of Equipment	<u>0.00</u>	<u>0.00</u>	<u>0.00</u>	<u>(865,959.18)</u>

PRORATION OF EQUIPMENT USAGE GAIN OR LOSS

(Net Equipment Expense)

159. Equipment Rental Credits	<u>\$1,059,293.20</u>	<u>\$3,313,091.24</u>	<u>\$0.00</u>	<u>\$4,372,384.44</u>
	(A)	(B)	(C)	(D)
160. Percent of Total	24.23 %	75.77 %	0.00 %	100.00 %
161. Prorated Total Equipment Expense	<u>849,498.14</u>	<u>2,656,927.12</u>	<u>0.00</u>	<u>3,506,425.26</u>
162. Prorated Gain/Loss On Usage (Net Equipment Expense)	<u>(209,795.06)</u>	<u>(656,164.12)</u>	<u>0.00</u>	<u>(865,959.18)</u>

Allegan

Year Ended - 2020

Start: 01/01/2020 End: 12/31/2020

DISTRIBUTIVE EXPENSE - FRINGE BENEFITS

	Total Labor Charge	Distributive Calc.
163. Primary Construction/Cap. Imp.	\$0.00	\$0.00
164. Primary Preservation - Struct. Imp.	88,493.68	122,606.76
165. Primary Maintenance	420,604.71	582,729.87
166. Local Construction/Cap. Imp.	0.00	0.00
167. Local Preservation - Struct. Imp.	189,873.58	263,061.93
168. Local Maintenance	1,210,904.71	1,677,657.14
169. Inventory	0.00	0.00
170. Equipment Expense - Direct	157,223.50	217,826.29
171. Equipment Expense - Indirect	232,201.07	321,704.79
172. Equipment Expense - Operating	0.00	0.00
173. Administration	369,028.92	511,274.04
174. State Trunkline Maintenance	0.00	0.00
175. Sundry Account Rec.	0.00	0.00
176. Capital Outlay	6,984.00	11,391.42
177. Other	890,013.71	498,906.69
178. Total Payroll	\$3,565,327.88	
179. Less Applicable Payroll	(529,911.35)	
180. Total Applicable Labor Cost	\$3,035,416.53	Total Distributive \$4,207,158.93

	709-714 Vacation Holiday Sick Leave Longevity	719 Workers Comp. Insurance	715 - 718 Soc. Sec. Retirement	716 Health Insurance	717 Life and Disability Insurance	720 - 725 Other	Distributive Total Calc.
181. Total Fringe Benefits	\$435,936.35	\$30,822.25	\$2,894,967.03	\$836,921.69	\$8,511.61	\$0.00	\$4,207,158.93
182. Less: Benefits Recovered	0.00	0.00	0.00	0.00	0.00	0.00	0.00
183. Less: Refunds	0.00	0.00	0.00	0.00	0.00	0.00	0.00
184. Benefits to be Distributed	435,936.35	30,822.25	2,894,967.03	836,921.69	8,511.61	0.00	4,207,158.93
185. Applicable Labor Cost	3,035,416.53	3,035,416.53	3,035,416.53	3,035,416.53	3,035,416.53	3,035,416.53	0.00
186. Factor	0.143617	0.010154	0.953730	0.275719	0.002804	0.000000	1.386024

Allegan

Year Ended - 2020

Start: 01/01/2020 **End:** 12/31/2020

**DISTRIBUTIVE EXPENSE - OVERHEAD
Account No. 705 - 957**

	Cost of Operations	Distributed Total
187. Primary Construction/Cap. Imp.	\$0.00	\$0.00
188. Primary Preservation - Struct Imp.	7,531,917.90	346,475.66
189. Primary Maintenance	4,256,643.76	195,811.72
190. Local Construction/Cap. Imp.	0.00	0.00
191. Local Preservation - Struct. Imp.	9,271,675.48	426,506.28
192. Local Maintenance	8,867,231.11	407,900.76
193. Other	0.00	0.00
194. TOTAL	\$29,927,468.25	\$1,376,694.42

	790 Small Road Tools	791 Inventory Adjustment	882 Liability	716 Health Insurance	Other	Total
195. Expenses Distributed	11,484.02	16,026.56	45,590.03	0.00	1,303,593.81	\$1,376,694.42
196. Applicable Operation Cost	29,927,468.25	29,927,468.25	29,927,468.25	29,927,468.25	29,927,468.25	0.00
197. Factor	0.000384	0.000536	0.001523	0.000000	0.043558	\$0.046001

Allegan

Year Ended - 2020

Start: 01/01/2020 **End:** 12/31/2020

SCHEDULE OF CAPITAL OUTLAY

215. Land and Improvements (971 - 974)	0.00
216. Buildings (975)	0.00
217. Equipment Road (976, 981)	2,041,624.66
218. Equipment Shop (977)	0.00
219. Equipment Engineers (978)	0.00
220. Equipment - Yard and Storage (979)	0.00
221. Equipment Office (980)	0.00
222. Depletable Assets (987)	0.00
223. Total Capital Outlay:	<u>\$2,041,624.66</u>

	<u>Primary</u>	<u>Local</u>	<u>County</u>	<u>Total</u>
224. Total Capital Outlay:	2,041,624.66	0.00	0.00	2,041,624.66
225. Less: Equipment Retirements 689	0.00	0.00	0.00	0.00
226. Sub-total	2,041,624.66	0.00	0.00	2,041,624.66
227. Less: Depreciation and Depletion 968	(1,295,267.18)	(388.70)	0.00	(1,295,655.88)
228. Net Capital Outlay Expenditure	<u>\$746,357.48</u>	<u>\$(388.70)</u>	<u>\$0.00</u>	<u>\$745,968.78</u>

DISTRIBUTION OF GAIN OR LOSS ON DISPOSAL OF ASSETS

	<u>Primary</u>	<u>Local</u>	<u>County</u>	<u>Total</u>
229. Beginning Capital Asset Balance Prior Year's Report (Pg. 3)	10,807,185.60	3,243.13	0.00	10,810,428.73
230. Percentage of Total	99.97 %	0.03 %	0.00 %	100.00 %
231. Gain or (loss) on disposal of assets 693	<u>51,911.42</u>	<u>15.58</u>	<u>0.00</u>	<u>51,927.00</u>

Allegan

Year Ended - 2020

Start: 01/01/2020 **End:** 12/31/2020

PRESERVATION EXPENDITURES - 90% OF MTF RETURNS

(For Compliance with Section 12(16) of Act 51)

	Primary Road Fund	Local Road Fund	Total
232. Michigan Transportation Fund (MTF) Returns			<u>\$15,154,393.12</u>
DEDUCTIONS			
233. Administrative Expense (from Page 6 Expenditures)			<u>1,151,051.37</u>
234. Total Capital Outlay (from Page 13)			<u>2,041,624.66</u>
235. Debt Principal Payment (from Page 6 Expenditures)			<u>250,000.00</u>
236. Interest Expense (from Page 6 Expenditures)			<u>176,531.26</u>
236 a. Total Deductions			<u>3,619,207.29</u>
236 b. Adjusted MTF Returns			<u>11,535,185.83</u>
237. Preser - Struct Imp (from Page 6 Expenditures)	<u>\$7,878,393.56</u>	<u>\$9,698,181.76</u>	<u>17,576,575.32</u>
238. Routine Maintenance (from Page 6 Expenditures)	<u>4,452,455.48</u>	<u>9,275,131.87</u>	<u>13,727,587.35</u>
239. Less Federal Aid for Preser - Struct Imp	<u>(581,827.19)</u>	<u>0.00</u>	<u>(581,827.19)</u>
240. TOTAL RD EXPENSE (Excluding Fed Aid)	<u>11,749,021.85</u>	<u>18,973,313.63</u>	<u>30,722,335.48</u>
241. 90% of Adjusted MTF Returns			<u>10,381,667.25</u>

Allegan

Year Ended - 2020

Start: 01/01/2020 **End:** 12/31/2020

**TEN YEARS OF QUALIFIED EXPENDITURES
FOR NON MOTORIZED IMPROVEMENTS**
(for Compliance with Section 10K of Act 51)

Fiscal Year	<u>2011</u>	<u>2012</u>	<u>2013</u>	<u>2014</u>	<u>2015</u>
Expenditures (\$)	<u>389,312.21</u>	<u>378,886.90</u>	<u>316,106.54</u>	<u>510,289.00</u>	<u>338,335.71</u>
Fiscal Year	<u>2016</u>	<u>2017</u>	<u>2018</u>	<u>2019</u>	<u>2020</u>
Expenditures (\$)	<u>482,917.03</u>	<u>362,781.59</u>	<u>801,127.54</u>	<u>1,229,559.60</u>	<u>1,908,566.85</u>
				242. TOTAL	<u>\$6,717,882.97</u>

Total must equal or exceed 1% of your Fiscal Year MTF returns multiplied by 10

$$\underline{15,154,393.12} \times .10 = \underline{1,515,439.31}$$

Allegan

Year Ended - 2020

Start: 01/01/2020 **End:** 12/31/2020

**INDIRECT EQUIPMENT AND STORAGE EXPENSE
Activity 511**

Account Number	Account Name	Amount Recorded
707	Wages - Shop and Garage	\$232,201.07
712-724	Fringe Benefits - Shop Employees	321,704.79
721	Drug Testing	0.00
728	Office Supplies - Shop	85.96
731	Janitor Supplies - Shop	5,344.65
733	Welding Supplies	3,519.02
734	Safety Supplies - Shop	6,094.72
736	Tire Shop Supplies	0.00
737	Shop Supplies	22,943.57
791	Equipment Material/Parts Inventory Adjustment	0.00
801	Contractual Services - Shop	0.00
805	Health Services	0.00
806	Laundry Services	2,492.75
807	Data Processing - Shop	0.00
810	Education Expense - Shop	0.00
850-859	Communications - Shop	14,540.24
861	Travel and Mileage - Shop Employees	0.00
862	Freight Costs	5,491.74
875	Insurance - Shop Buildings	0.00
876	Insurance - Boiler and Machine	0.00
878	Insurance - Fleet	94,480.00
883	Insurance - Underground Tank	0.00
921-923	Utilities - Shop and Storage Buildings	84,537.20
931	Buildings Repairs and Maintenance	119,011.51
932	Yard and Storage Repairs and Maintenance	0.00
933	Shop Equipment Repairs and Maintenance	27,261.71
934	Office Equipment Repairs and Maintenance	0.00
941	Equipment Rental - Shop Pickup/Wrecker	45,376.48
944-947	Underground Storage Tank Expense	0.00
956	Safety Expense - Shop	0.00
968	Depreciation - Shop Building	108,228.92
968	Depreciation - Storage Building	0.00
968	Depreciation - Shop Equipment	14,674.80
968	Depreciation - Stockroom Expense	0.00
707	Other:	167,082.08
	243. TOTAL	\$1,275,071.21

Allegan

Year Ended - 2020

Start: 01/01/2020 **End:** 12/31/2020

ADMINISTRATIVE EXPENSE SCHEDULE AND ALLOCATION

(for Compliance with Section 14(4) of Act 51)

Account Number	Account Name	Amount Recorded
703-708	Salaries and Wages	\$369,028.92
709-714	Administrative Leave	0.00
724	Fringe Benefits	511,274.04
727	Postage	1,565.77
728	Office Supplies	8,238.15
730	Dues and Subscriptions	28,473.36
801	Contractual Services	24,781.35
803	Legal Services	2,255.66
804	Auditing and Accounting Services	11,730.00
807	Data Processing	109,905.67
810	Education	3,300.80
850-853	Communications	3,174.67
861	Travel and Mileage	6,258.97
862	Freight	0.00
873	Public Relations	0.00
874	Advertising	2,290.00
875	Insurance - Building and Contents	0.00
876	Insurance - Boiler and Machinery	0.00
877	Insurance - Bonds	0.00
880	Insurance - Umbrella	0.00
881	Insurance - Errors and Omissions	0.00
882	Insurance - General Liability	0.00
920-923	Utilities	0.00
931	Building Repair/Maintenance	0.00
934	Office Equipment Repair/Maintenance	10,030.96
942	Building Rental	0.00
955-956	Miscellaneous	0.00
966-967	Overhead	0.00
968	Depreciation - Buildings	29,223.07
968	Depreciation - Engineering Equipment	19,991.02
968	Depreciation - Office Equipment and Furniture	11,195.59
	Other:	2,825.73
	244. TOTAL	\$1,155,543.73
Less: Credits to Administrative Expense		
<hr/>		
646	Handling Charges on Materials Sold	0.00
629	Overhead - State Trunkline Maintenance	0.00
691	Purchase Discounts	(4,492.36)
	Other:	0.00
	Total Credits to Administrative Expense	\$(4,492.36)
	245. Net Administrative Expense	\$1,151,051.37
		<hr/>

Allegan

Year Ended - 2020

Start: 01/01/2020 End: 12/31/2020

**CONSTRUCTION / CAPACITY IMPROVEMENTS / STRUCTURAL IMPROVEMENTS
Summary**

CONSTRUCTION / CAPACITY IMPROVEMENTS

	Primary System			Local System		
	*Unit		Expenditures	*Unit		Expenditures
ROADS						
247. New Construction, New Location	0.00	mi. x	\$0.00	0.00	mi.	\$0.00
248. Widening	0.00	mi.	0.00	0.00	mi.	0.00
BRIDGES						
249. New Location	0.00	ea.	0.00	0.00	ea.	0.00
250. TOTAL CONSTRUCTION/CAPACITY IMP			\$0.00			\$0.00

PRESERVATION - STRUCTURAL IMPROVEMENTS

	Primary System			Local System		
	*Unit		Expenditures	*Unit		Expenditures
ROADS						
251. Reconstruction	0.00	mi. x	\$2,266.21	4.00	mi.	\$2,380,259.71
252. Resurfacing	22.73	mi.	7,855,534.16	33.51	mi.	5,955,109.40
253. Gravel Surfacing	0.00	mi.	0.00	0.00	mi.	0.00
254. Paving Gravel Roads	0.00	mi.	0.00	5.73	mi.	1,308,296.26
SAFETY PROJECTS						
255. Intersection Improvements	0.00	ea.	0.00	0.00	ea.	0.00
256. Railroad Crossing Improvements	0.00	ea.	0.00	0.00	ea.	0.00
257. Other	0.00	ea.	0.00	0.00	ea.	0.00
MISCELLANEOUS						
258. Roadside Parks	0.00	ea.	0.00	0.00	ea.	0.00
259. Other	0.00	ea.	0.00	0.00	ea.	0.00
260. Subtotals			7,857,800.37			9,643,665.37
BRIDGES						
261. Replacement	1.00	ea.	20,593.19	0.00	ea.	54,516.39
262. Recondition or Repair	0.00	ea.	0.00	0.00	ea.	0.00
263. Replace with Culvert	0.00	ea.	0.00	0.00	ea.	0.00
264. Bridge Subtotals			20,593.19			54,516.39
265. TOTAL PRESERVATION - STRUCT IMP			\$7,878,393.56			\$9,698,181.76

*All Units are to be reported in the Fiscal Year that the project is opened for use.

Allegan

Year Ended - 2020

Start: 01/01/2020 End: 12/31/2020

SCHEDULE OF TOWNSHIP MILEAGE AND POPULATION

Township	Local Roads			Primary Roads			Population Outside Municipalities	Funds Received (\$)
	Miles Outside Municipalities	Local Urban (mi)	Funds Received (\$)	Miles Outside Municipalities	Primary Urban (mi)	Funds Received (\$)		
Allegan	26.63	9.40	94,843.18	31.47	9.11	207,511.11	4,050	78,489.00
Casco	68.23	2.64	192,243.87	27.09	2.12	97,370.59	3,019	58,508.22
Cheshire	58.08	0.00	158,326.08	23.52	0.00	58,400.16	2,335	45,252.30
Clyde	47.50	0.00	129,485.00	19.61	0.00	48,691.63	2,104	40,775.52
Dorr	73.84	0.00	201,287.83	20.98	0.00	52,093.34	6,579	127,501.02
Fillmore	41.80	9.38	136,149.26	28.93	4.15	130,767.34	2,756	53,411.28
Ganges	38.02	0.00	103,642.52	33.89	0.00	84,148.87	2,524	48,915.12
Gun Plain	47.82	8.51	150,500.49	23.40	5.98	143,024.18	5,637	109,245.06
Heath	51.82	0.00	141,261.32	13.27	0.00	32,949.41	3,100	60,078.00
Hopkins	55.50	0.00	151,293.00	21.04	0.00	52,242.32	2,671	51,763.98
Laketown	47.45	16.83	169,185.31	15.71	5.45	116,403.38	5,561	107,772.18
Lee	71.60	0.00	195,181.60	23.70	0.00	58,847.10	4,114	79,729.32
Leighton	61.47	0.00	167,567.22	26.25	0.00	65,178.75	3,652	70,775.76
Manlius	51.83	0.00	141,288.58	9.33	0.00	23,166.39	2,634	51,046.92
Martin	56.63	0.00	154,373.38	19.15	0.00	47,549.45	2,514	48,721.32
Monterey	58.19	0.00	158,625.94	18.38	0.00	45,637.54	2,065	40,019.70
Otsego	56.69	13.07	185,473.63	18.79	6.04	132,429.61	4,854	94,070.52
Overisel	74.69	1.43	206,989.76	21.57	0.00	53,558.31	2,594	50,271.72
Salem	61.04	0.00	166,395.04	21.03	0.00	52,217.49	3,486	67,558.68
Saugatuck	32.67	0.00	89,058.42	21.12	0.00	52,440.96	3,590	69,574.20
Trowbridge	49.72	0.43	136,554.53	17.64	0.25	47,350.37	2,519	48,818.22
Valley	49.22	0.00	134,173.72	17.92	0.00	44,495.36	1,831	35,484.78
Watson	53.86	0.00	146,822.36	14.31	0.00	35,531.73	2,086	40,426.68
Wayland	42.83	0.00	116,754.58	32.80	0.00	81,442.40	3,013	58,391.94
266. Totals	1,277.13	61.69	\$3,627,476.62	520.90	33.10	\$1,763,447.79	79,288	\$1,536,601.44

Local Road Rate Per Mile	2726	Primary Road Rate Per Mile	2483
Local Urban Road Rate Per Mile	2367	Primary Urban Road Rate Per Mile	14201
Population Rate Per Capita	19.38		

Allegan

Year Ended - 2020

Start: 01/01/2020 End: 12/31/2020

SCHEDULE OF TOWNSHIP EXPENDITURES AND CONTRIBUTIONS

Expenditures

Township	Construction/ Capacity Improvement (\$)	Preservation - Struct Improvement (\$)	Total (\$)	Township Contributions* (\$)
Allegan	0.00	563,919.34	563,919.34	565,813.89
Casco	0.00	409,394.64	409,394.64	387,515.13
Cheshire	0.00	1,140,176.66	1,140,176.66	342,332.36
Clyde	0.00	23,328.99	23,328.99	63,698.69
Dorr	0.00	974,258.08	974,258.08	984,595.70
Fillmore	0.00	1,265,772.28	1,265,772.28	505,058.50
Ganges	0.00	299,573.92	299,573.92	64,718.06
Gun Plain	0.00	1,684,268.49	1,684,268.49	531,613.28
Heath	0.00	335,520.96	335,520.96	300,401.94
Hopkins	0.00	1,324,551.91	1,324,551.91	267,912.11
Laketown	0.00	525,441.00	525,441.00	455,464.80
Lee	0.00	1,909,528.67	1,909,528.67	229,340.60
Leighton	0.00	1,088,392.45	1,088,392.45	381,568.86
Manlius	0.00	342,030.55	342,030.55	409,597.06
Martin	0.00	26,467.85	26,467.85	158,365.33
Monterey	0.00	960,656.69	960,656.69	317,985.26
Otsego	0.00	434,095.62	434,095.62	431,257.50
Overisel	0.00	1,153,229.84	1,153,229.84	1,076,971.65
Salem	0.00	1,371,537.65	1,371,537.65	944,613.81
Saugatuck	0.00	573,652.38	573,652.38	343,060.21
Trowbridge	0.00	146,081.97	146,081.97	134,043.03
Valley	0.00	13,223.27	13,223.27	32,076.38
Watson	0.00	149,758.14	149,758.14	256,041.22
Wayland	0.00	861,713.97	861,713.97	832,776.57
267. Totals	\$0.00	\$17,576,575.32	\$17,576,575.32	\$10,016,821.94

*The Township Contributions Totals and the Funds expended for Construction and Preservation amount may not balance. The Township Contributions list all funds contributed by each township and will balance back to the amount reported on the Statement of Revenues, Line 74, Township Contributions.

The total funds expended are for Construction and Preservation only. They do not contain funds expended for Routine Preventative Maintenance.

2020 - ANALYSIS OF FRINGE BENEFITS

FRINGE BENEFITS

Leave Days and Paid Holidays	\$	384,732.36
Social Security (Road Commission's Share)		265,944.20
Retirement - Employer's Contribution		2,629,022.83
Worker's Compensation Insurance		30,822.25
Disability		26,789.28
Health Insurance		652,279.33
HRA Reimbursements		66,372.10
HAS - Employer Contributions		19,465.26
HCSP - Employer Contribution		4,830.00
Life Insurance		8,511.61
Longevity		24,414.71
Unemployment Insurance		0.00
Rebate - Health Insurance		93,975.00
		93,975.00
TOTAL FRINGE COSTS	\$	4,207,158.93

PAYROLL LABOR

Labor Costs	\$	3,565,327.88
Payroll Items not considered Labor	-	529,911.35
		529,911.35
	\$	3,035,416.53

2020 - ANALYSIS OF MAINTENANCE EXPENDITURES

	<u>Primary Road System</u>	<u>Local Road System</u>
Blading	\$ 86,227.26	\$ 1,618,677.94
Patching - Blacktop Roads and Gravel Roads	101,760.10	361,024.05
Milling	435.43	1,910.81
Sweeping	10,718.38	25,307.11
Filling Washouts - Blacktop and Gravel Roads	24,584.29	181,062.02
Shoulder Work	134,460.17	323,540.60
Dustlayer	74,700.17	428,937.52
Resurfacing Gravel Roads	49,238.41	1,661,427.51
Resealing Blacktop Roads (includes fog coat)	766,688.69	326,971.71
Crack Seal	224,177.34	36,399.97
Tree, Brush, Rubbish Removal and Erosion Control	345,554.19	1,288,748.26
Mowing Roadsides	145,785.69	150,496.84
Driveway Maintenance	2,389.35	1,635.39
Drainage Structures and Cleaning Ditches	875,521.05	1,247,455.17
Bridge Maintenance	1,093.07	8,862.34
Traffic Signs and Services	526,218.65	236,974.39
Guardrail and Posts	95,894.78	57,289.21
Snow Removal and Ice Control	818,814.79	1,092,837.95
Road Inspections	61,693.92	144,339.60
Engineering Services	99,841.04	67,297.00
Drain Assessment	6,658.71	13,936.48
	<u><u>\$ 4,452,455.48</u></u>	<u><u>\$ 9,275,131.87</u></u>

CAPITAL OUTLAY - 2020

A complete list of capital outlay expenditures is as follows:

ROAD EQUIPMENT:

One (1) 2020 Chevrolet 5500 MD Tandem 4WD	\$ 101,803.10
Three (3) 2020 Western Star Tandem Dump Trucks	739,501.39
Three (3) 2021 Western Star Tandem Dump Trucks	737,049.03
One (1) 2021 Western Star Tandem Semi Tractor (lowboy)	144,887.70
One (1) 2019 Talbert 55CC Lowboy Trailer	67,485.00
One (1) 2020 Towmaster Tandem Axle Trailer	16,965.43
One(1) 2020 4 Ton Falcon Hot Box	30,622.10
Two (2) 2019 Wacker BPU Plate Levelers	11,500.00
Two (2) 2020 GMC Sierra 1500 Crew Cab Pickup 4WDs	88,032.60
Three (3) 2020 GMC Sierra 1500 Pickup 4WDs	99,131.67
One (1) 2020 Bobcat Broom 84"	4,646.64
	<hr/>
	2,041,624.66

BUILDINGS:

-

ENGINEERING:

-

SHOP EQUIPMENT:

-

YARD & STORAGE:

-

GRAND TOTAL - CAPITAL OUTLAY - 2020

\$ 2,041,624.66

TOWNSHIP CONTRIBUTIONS - CALENDAR YEAR 2020

	Non-Road & Local Special Maintenance	Local Preservation/ Structural Improvements	Primary Preservation/ Structural Improvements	TOTAL CONTRIBUTIONS
ALLEGAN	\$ 89,595.69	\$ 476,218.20	\$ 0.00	\$ 565,813.89
CASCO	112,262.57	275,252.56	0.00	387,515.13
CHESHIRE	34,136.00	267,308.04	40,888.32	342,332.36
CLYDE	63,698.69	0.00	0.00	63,698.69
DORR	79,330.36	905,265.34	0.00	984,595.70
FILLMORE	0.00	505,058.50	0.00	505,058.50
GANGES	54,307.97	0.00	10,410.09	64,718.06
GUN PLAIN	19,988.43	486,696.91	24,927.94	531,613.28
HEATH	20,019.34	280,382.60	0.00	300,401.94
HOPKINS	0.00	246,769.44	21,142.67	267,912.11
LAKETOWN	1,045.31	454,419.49	0.00	455,464.80
LEE	12,000.00	147,340.60	70,000.00	229,340.60
LEIGHTON	31,500.00	350,068.86	0.00	381,568.86
MANLIUS	84,322.65	325,274.41	0.00	409,597.06
MARTIN	113,450.13	0.00	44,915.20	158,365.33
MONTEREY	0.00	317,985.26	0.00	317,985.26
OTSEGO	106,287.32	324,970.18	0.00	431,257.50
OVERISEL	6,921.42	1,070,050.23	0.00	1,076,971.65
SALEM	3,465.24	941,148.57	0.00	944,613.81
SAUGATUCK	78,069.77	264,990.44	0.00	343,060.21
TROWBRIDGE	26,298.45	107,744.58	0.00	134,043.03
VALLEY	11,632.22	0.00	20,444.16	32,076.38
WATSON	132,248.62	123,792.60	0.00	256,041.22
WAYLAND	105,769.95	705,863.95	21,142.67	832,776.57
TOTALS	<u>\$ 1,186,350.13</u>	<u>\$ 8,576,600.76</u>	<u>\$ 253,871.05</u>	<u>\$ 10,016,821.94</u>

REPORT OF PROGRESS – 2020

PRIMARY ROAD SYSTEM

A summary of the Construction/Capacity Improvement and Preservation – Structural Improvement work completed on the Primary Road System is listed as follows:

1. 19.80 miles of paved primary roads were resurfaced with MTF, Primary Resurfacing Funds and Township Revenue.
2. 3.21 miles of paved primary roads were resurfaced using Federal and State Funds.
3. 2.10 miles of paved primary roads were renovated and paved with MTF, Primary Resurfacing Funds and Township Revenue
4. 43.04 miles of paved primary roads were crack sealed using Primary Resurfacing Funds and MTF Revenue.
5. 24.17 miles of paved primary roads were chip and fog sealed using Primary Resurfacing Funds and MTF Revenue.
6. Spot tree removal was done county wide using MTF Revenues.
7. 5 large culverts (36 inches in diameter or greater), and 13 small culverts (30 inches in diameter or less) were replaced using MTF Revenues.

LOCAL ROAD SYSTEM

A summary of the Construction/Capacity Improvement and Preservation – Structural Improvement work completed on the Local Road System is listed as follows:

1. 6.04 miles of gravel local roads were reconstructed and prepared for HMA surface using Township Funds.
2. 1.00 mile of paved local road was renovated and resurfaced using Township Funds.
3. 6.18 miles of gravel local roads were paved with HMA using Township Funds.
4. 37.52 miles of paved local roads were resurfaced using Township Funds.
5. 6.52 miles of paved local roads were crack sealed using Township Funds.
6. 11.72 miles of paved local roads were chip and fog sealed using Township Funds.
7. 9 large culverts (36 inches in diameter or greater) and 52 small culverts (30 inches in diameter or less) were replaced using Township Funds and MTF Revenues.
8. 40.17 miles of gravel local road were resurfaced with processed road gravel using Township Funds.
9. Spot tree removal was done county wide using MTF Revenues.

PRIMARY ROAD SYSTEM

Construction/Capacity Improvements/Structural Improvements

Costs for calendar year 2020 are shown for all projects listed below.
Total project costs through the end of the year are shown in parentheses.

RECONSTRUCTION PROJECTS

Project No. 3548	103rd Ave, 52nd St and 104th Ave, 54th St to 52nd St (Primary Millage & Township) Renovate and resurface with 2 courses of HMA 4E1 @ 220 lb/syd, 32' wide with 1' gravel shoulders - 2.00 miles	\$ 1,708,702.53 \$ (1,729,056.15)
Project No. 3563	Lakeshore Dr, 121st Ave to M-89 Hwy (Primary Millage & Township) Renovate and resurface with 2 courses of HMA 4E1 @ 220 lb/syd, 28' wide with 1' gravel shoulders - 1.85 miles	\$ 26,494.94 \$ (42,183.80)
Project No. 300008	30th St and 122nd Ave intersection (MTF) Sight distance improvements	\$ 2,229.12

SURFACING PROJECTS

Project No. 3511	64th St, 138th Ave to 142nd Ave (Federal Aid & Primary Millage) Mill and resurface with 1 course of HMA 4E1 @ 220 lb/syd, 36' wide, 1' gravel shoulders - 2.20 miles	\$ 304.23 \$ (534,879.61)
Project No. 3519	128th Ave, 28th St to Hopkins Village Limits (Primary Millage) Mill and resurface with 1 course of HMA 4E1 @ 275 lb/syd, 32' wide, 1' gravel shoulders - 2.58 miles	\$ 1,068.39 \$ (377,853.99)
Project No. 3535	128th Ave, 18th to 14th St (Safety Funds & Primary Millage) Mill and resurface with 1 course of HMA 4E1 @ 275 lb/syd, 32' wide with 1' gravel shoulders - 2.19 miles	\$ 707,925.63 \$ (720,061.04)
Project No. 3537	Blue Star Hwy, A St to 111th Ave (Federal STP & State D) Crush, shape, resurface with 2 courses of HMA 4E1 @ 220 lb/syd, 34' wide, 2' gravel shoulders - 3.22 miles	\$ 63,935.58 \$ (70,879.31)
Project No. 3541	142nd Ave, 38th St to 34th St (Primary Millage) Mill and resurface with 1 course of HMA 4E1 @ 220 lb/syd, 32' wide with 1' gravel shoulders - 1.96 miles	\$ 69.20 \$ (359,274.65)
Project No. 3544	Douglas Rd, Baseline Rd to Starr Rd (Primary Millage) Renovate and resurface with 2 courses of HMA 4E1 @ 220 lb/syd, 32' wide with 1' gravel shoulders - 1.24 miles	\$ 464,459.75 \$ (464,725.88)
Project No. 3561	Lakeshore Dr, 118th Ave to 121st Ave (Primary Millage & Township) Resurface with 1 course of HMA 4E1 @ 275 lb/syd, 28' wide, 2' gravel shoulders - 1.31 miles	\$ 252,732.75 \$ (253,203.11)
Project No. 300000	Lakeshore Dr, 124th Ave to 126th Ave; 124th Ave, Lakeshore Dr to I-196 (Primary Millage) Resurface with 1 course of HMA 4E1 @ 220 lb/syd, 22-50' wide, 1-2' gravel shoulders - 1.03 miles	\$ 226,379.69
Project No. 300001	Blue Star Hwy, 3,980' west of 60th St to 58th St (Primary Millage & MTF) Crush, shape, resurface with 2 courses of HMA 4E1 @ 220 lb/syd, 32' wide, 4-5' gravel shoulders - 2.00 miles	\$ 685,846.26
Project No. 300002	30th St, 128th Ave to 134th Ave (Primary Millage) Mill and resurface with 1 course of HMA 4E1 @ 220 lb/syd, 32-34' wide, 1' gravel shoulders - 3.01 miles	\$ 525,708.32
Project No. 300003	142nd Ave, 34th St to 30th St (Primary Millage) Mill and resurface with 1 course of HMA 4E1 @ 220 lb/syd, 32' wide, 1' gravel shoulders - 1.99 miles	\$ 340,399.57

SURFACING PROJECTS (CONTINUED)

Project No. 300004	Division St, 138th Ave to 142nd Ave (Primary Millage & MTF) Crush, shape, resurface with 2 courses of HMA 4E1 @ 220 lb/syd, 32' wide, 1' gravel shoulders - 2.01 miles	\$	686,736.42
Project No. 300005	12th St, 124th Ave to 128th Ave (Primary Millage & Township) Mill and resurface with 1 course of HMA 4E1 @ 220 lb/syd, 32' wide, 1' gravel shoulders - 1.76 miles	\$	312,848.44
Project No. 300006	112th Ave, 44th St to 37th St (Primary Millage & Township) Resurface with 1 course of HMA 4E1 @ 275 lb/syd, 30' wide, 1-2' gravel shoulders, geogrid in peat areas - 3.51 miles	\$	841,699.22
Project No. 300007	2nd St, Marsh Rd to 118th Ave (Primary Millage & Township) Mill and resurface with 1 course of HMA 4E1 @ 220 lb/syd, 26-34' wide, 1' gravel shoulders - 4.11 miles	\$	692,290.49
Project No. 300011	Division St, 142nd Ave to 146th Ave (Federal STP & State D & MTF) Crush, shape, resurface with 2 courses of HMA 4E1 @ 220 lb/syd, 32' wide, 1' gravel shoulders - 2.06 miles	\$	529.83
Project No. 300012	135th Ave, Wayland City Limits to Patterson Rd (Federal STP & State D & MTF) Resurface with 1 course of HMA 4E1 @ 220 lb/syd, 32' wide, 1' gravel shoulders - 4.09 miles	\$	529.83
Project No. 300013	16th St, 102nd Ave to Otsego City Limits (Small Urban & MTF) Resurface with 1 course of HMA 4E1 @ 275 lb/syd - 0.82 miles	\$	415.88
Project No. 300014	12th St, 102nd Ave to M-89 Hwy (Small Urban & MTF) Resurface with 1 course of HMA 4E1 @ 220 lb/syd - 1.00 miles	\$	332.70

SPECIAL CONSTRUCTION PROJECTS

Project No. 3498	48th St at M-40 Hwy Intersection improvements	\$	37.09	\$	(10,938.89)
Project No. 1224	Lakeshore Dr Washout access	\$	72,464.10	\$	(81,837.71)
Project No. 1226	Jefferson Rd, Blue Star Hwy, 16th St and 36th St Guardrail replacement	\$	75,106.57	\$	(168,733.91)
Project No. 8000	Crossen Wetland Site (Michigan Wetland Board - State Grant)	\$	2,324.21		
Project No. 8001	Wetland Credits Purchase (Michigan Wetland Board - State Grant)	\$	313,800.30		

LOCAL ROAD SYSTEM

Construction/Capacity Improvements/Structural Improvements and Special Maintenance

Figures shown are total expenditures for 2020.

Certain projects listed may be only partially completed.

ALLEGAN TOWNSHIP

Dustlayer Program-----	\$ 7,926.02
Gravel Resurfacing Program-----	\$ 10,350.42
Mowing Program-----	\$ 2,268.96
HMA Preventive Maintenance-----	\$ 63,739.88
Project No. 4032 - 113th Ave, M-89 Hwy to 26th St	
Mill 2" and resurface with 1 course of HMA 13A @ 275 lb/syd, 30' wide, 1' gravel shoulders-----	\$ 358,693.13
Project No. 4919 - 25th St, 122nd Ave to 123rd Ave and 123rd Ave, 25th St to Watson Township line	
Reconstruct for future HMA surface-----	\$ 29,295.01
Project No. 400015 - 28th St, 122nd Ave to Monterey Township line	
Resurface with 1 course of HMA LVSP @ 220 lb/syd, 30' wide, 1' gravel shoulders-----	\$ 160,627.07

CASCO TOWNSHIP

Dustlayer Program-----	\$ 45,501.03
Mowing Program-----	\$ 23,339.64
HMA Preventive Maintenance-----	\$ 69,338.62
Project No. 4051 - Miami Park Subdivision	
Drainage improvements-----	\$ 5,861.78
Project No. 400014 - 68th St, 109th Ave to Ganges Township line	
Crush, shape, resurface with 2 courses of HMA, LVSP @ 165 lb/syd, 22' wide, 1-2' gravel shoulders-----	\$ 317,742.58

CESHIRE TOWNSHIP

Dustlayer Program-----	\$ 25,104.02
Gravel Resurfacing Program-----	\$ 49,636.02
Mowing Program-----	\$ 7,838.40
Project No. 4024 - 37th St, 110th Ave to 112th Ave	
Resurface with 1 course of HMA 13A @ 220 lb/syd, 26' wide, 2' gravel shoulders-----	\$ 155,583.03
Project No. 4025 - 44th St, 108th Ave to 112th Ave - Twp elected not to complete this project.	
Resurface with 1 course of HMA 13A @ 220 lb/syd, 26' wide, 2' gravel shoulders-----	\$ 579.94
Project No. 4026 - 42nd St, 107th Ave to 108th Ave	
Resurface with 1 course of HMA 13A @ 220 lb/syd, 26' wide, 2' gravel shoulders-----	\$ 120,409.29
Project No. 4053 - 109th Ave, 37th St to 34th St	
Clearing, culvert replacement, peat excavation and backfill, adding aggregate. Crush, shape, resurface with 2 courses of HMA LVSP @ 165 lb/syd, 22' wide, 1-2' gravel shoulders (35/65 with Trowbridge)-----	\$ 1,778.09

CLYDE TOWNSHIP

Dustlayer Program-----	\$ 23,012.02
Mowing Program-----	\$ 10,593.65
HMA Preventive Maintenance-----	\$ 82,383.12
Project No. 400007 - 120th Ave, 60' east of 55th St	
Replace existing 60" x 100" x 68' elliptical cmp. New culvert size not yet determined.-----	\$ 1,180.94
Project No. 400016 - 116th Ave, 3,950' east of 56th St	
Replace existing 6.5' x 12' masonry structure with 12' x 7' x 48' concrete box culvert-----	\$ 9,073.04

DORR TOWNSHIP

Gravel Resurfacing Program-----	\$ 68,335.77
Mowing Program-----	\$ 3,664.37
HMA Preventive Maintenance-----	\$ 20,344.55
Project No. 4037 - 24th St, 138th Ave to 142nd Ave (50/50 with Salem)	
Resurface with 1 course of HMA 13A @ 220 lb/syd, 30' wide, 1' gravel shoulders-----	\$ 140,236.50
Project No. 4066 - 22nd St, 142nd Ave to 146th Ave	
Surface with 2 courses of HMA, LVSP @ 165 lb/syd, 30' wide, 1' gravel shoulders-----	\$ 463,110.37

DORR TOWNSHIP (CONTINUED)

Project No. 4067 - 138th Ave, 4,000' west of 18th St to 1,800' east of 18th St	
Resurface with 1 course of HMA, LVSP @ 220 lb/syd, 30' wide, 1' gravel shoulders-----	\$ 156,563.07
Project No. 4068 - Park St and Walnut St, 142nd Ave to 18th St	
Resurface with 1 course of HMA, LVSP @ 220 lb/syd, 22' wide, 1-2' gravel shoulders-----	\$ 54,076.14
Project No. 4987 - 22nd St, 144th Ave to 146th Ave	
Reconstruct for future HMA surface-----	\$ 165.85

FILLMORE TOWNSHIP

Mowing Program-----	\$ 8,449.97
Project No. 4997 - Church St, 60th St to 146th Ave	
Resurface with 1 course of HMA 13A @ 220 lb/syd, 22' wide, 5' gravel shoulders-----	\$ 70,249.32
Project No. 4998 - 54th St, 0.13 miles south of 141st Ave	
Replace existing 9' cmp with 14' x 9' x 80' concrete box culvert-----	\$ 249,350.75
Project No. 4999 - 52nd St, M-40 Hwy to 146th Ave	
Resurface with 1 course of HMA 13A @ 220 lb/syd, 22' wide, 5' gravel shoulders-----	\$ 241,722.35
Project No. 400019 - 52nd St, 260' south of 146th Ave - Twp elected not to complete this project.	
Replace existing 60" x 52' cmp-----	\$ 1,307.50
Project No. 6807 - 54th St and 138th Ave	
Guardrail replacement-----	\$ 35,256.68

GANGES TOWNSHIP

Dustlayer Program-----	\$ 12,552.02
Gravel Resurfacing Program-----	\$ 44,287.36
Mowing Program-----	\$ 13,138.53
HMA Preventive Maintenance-----	\$ 33,553.88
Project No. 400018 - 123rd Ave, 760' west of Blue Star Hwy	
Replace existing 28" x 50" x 42' elliptical cmp with 60" x 88' concrete culvert-----	\$ 7,271.22

GUN PLAIN TOWNSHIP

Gravel Resurfacing Program-----	\$ 40,759.73
Mowing Program-----	\$ 7,871.26
Project No. 4927 - 8th St, M-89 to 106th Ave	
Renovate to all season standards and surface with 2 courses of HMA 4E1 @ 220 lb/syd, 34' wide-----	\$ 390.79
Project No. 400000 - 7th St, 106th Ave to 110th Ave	
Resurface with 1 course of HMA, LVSP @ 220 lb/syd, 28' wide, 1' gravel shoulders-----	\$ 245,091.36
Project No. 400001 - 112th Ave, 10th St to 6th St	
Resurface with 1 course of HMA, LVSP @ 220 lb/syd, 28' wide, 1' gravel shoulders-----	\$ 241,473.05
Project No. 400002 - 9th St, 110th Ave to railroad tracks	
Resurface with 1 course of HMA, LVSP @ 220 lb/syd, 28' wide, 1' gravel shoulders-----	\$ 27,488.04

HEATH TOWNSHIP

Gravel Resurfacing Program-----	\$ 20,349.38
Mowing Program-----	\$ 4,510.84
Project No. 4983 - 134th Ave, 47th St to M-40 Hwy	
Resurface with 1 course of HMA 13A @ 220 lb/syd, 28' wide, 1' - 2' gravel shoulders-----	\$ 109,269.81
Project No. 4984 - 125th Ave, 41st St west to end of pavement	
Resurface with 1 course of HMA 13A @ 220 lb/syd, 28' wide, 1' - 2' gravel shoulders-----	\$ 150,574.14
Project No. 4985 - 43rd St, 125th Ave south to dead end	
Resurface with 1 course of HMA 13A @ 220 lb/syd, 28' wide, 1' - 2' gravel shoulders-----	\$ 61,620.65
Project No. 400030 - 42nd St, 132nd Ave to 134th Ave	
Resurface with 1 course of HMA, LVSP @ 220 lb/syd, 28' wide, 1-2' gravel shoulders-----	\$ 316.67
Project No. 400031 - 132nd Ave, 42nd St to 41st St	
Resurface with 1 course of HMA, LVSP @ 220 lb/syd, 28' wide, 1-2' gravel shoulders-----	\$ 221.56
Project No. 400032 - Jennifer Ln & Sara Ln, north of 131st Ave	
Resurface with 1 course of HMA, LVSP @ 220 lb/syd, 30' wide, 1' topsoil shoulders-----	\$ 443.12

HOPKINS TOWNSHIP

Mowing Program-----	\$	3,160.72
Project No. 400012 - 22nd St, Hopkins Village Limits to 130th Ave		
Resurface with 1 course of HMA, LVSP @ 220 lb/syd, 22' wide, 4-5' gravel shoulders-----	\$	87,447.93
Project No. 400013 - 130th Ave, 24th St to 22nd St		
Resurface with 1 course of HMA, LVSP @ 220 lb/syd, 30' wide, 1' gravel shoulders-----	\$	202,186.51

LAKETOWN TOWNSHIP

Dustlayer Program-----	\$	683.16
Mowing Program-----	\$	2,772.23
Project No. 4069 - 138th Ave and Beeline Rd, 64th St to 142nd Ave		
Resurface with 1 course of HMA, LVSP @ 220 lb/syd, 22' wide, 4' - 5' gravel shoulders-----	\$	278,547.64
Project No. 4070 - 138th Ave, State Park Dr to 64th St		
Resurface with 1 course of HMA, LVSP @ 220 lb/syd, 32' wide, 1' gravel shoulders-----	\$	159,419.22
Project No. 400020 - 138th Ave, 180' east of 64th St		
Replace existing 36" x 80' cmp with 48" x 80' concrete culvert-----	\$	48,584.04
Project No. 400021 - Beeline Rd, 460' north of 138th Ave		
Replace existing 24" x 62' cmp with 36" x 70' cmp-----	\$	25,510.86

LEE TOWNSHIP

Dustlayer Program-----	\$	25,104.02
Mowing Program-----	\$	3,664.95
Project No. 4049 - 49th St, 2,400' north of 104th Ave		
Replace existing 15.7' wide x 12.7' long culvert concrete deck with timber deck-----	\$	16,111.17
Project No. 400011 - 105th Ave, 56th St to 53rd St		
Resurface with 1 course of HMA, LVSP @ 165 lb/syd, 22' wide, 4-5' gravel shoulders-----	\$	148,738.06

LEIGHTON TOWNSHIP

Dustlayer Program-----	\$	39,748.03
Mowing Program-----	\$	3,616.72
Project No. 4054 - 144th Ave, Kalamazoo Dr to 2nd St		
Surface with 2 courses of HMA, 4E1 @ 165 lb/syd, 30' wide, 1' gravel shoulders west of Sunrise Trl; resurface with 1 course of HMA, 4E1 @ 165 lb/syd, 30' wide, 1' gravel shoulders east of Sunrise Trl-----	\$	387,719.49
Project No. 4908 - 144th Ave, Kalamazoo Dr to Sunrise Trl		
Reconstruct for future HMA surface-----	\$	331.70

MANLIUS TOWNSHIP

Dustlayer Program-----	\$	10,669.22
Gravel Resurfacing Program-----	\$	130,561.72
Mowing Program-----	\$	9,775.40
Project No. 400003 - Greenfield Ln, Green Meadow Ct, Sandy Ridge Ln, Green Ridge Trl, Westfield Ct and Woodfield Ct. Resurface with 1 course of HMA, LVSP @ 220 lb/syd, 30' wide, 1' topsoil shoulders-----		
\$	236,989.86	
Project No. 400004 - Walnut Park Dr and Walnut Ct		
Resurface with 1 course of HMA, LSVP @ 220 lb/syd, 30' wide, 1' topsoil shoulders-----	\$	91,965.68

MARTIN TOWNSHIP

Dustlayer Program-----	\$	14,497.58
Gravel Resurfacing Program-----	\$	160,564.74
Mowing Program-----	\$	4,921.09
Project No. 4048 - 122nd Ave, 10th St to 6th St		
Reconstruct for future HMA surface-----	\$	10,348.01
Project No. 4057 - 6th St, 1,500' south to 300' north of 122nd Ave		
Vertical curve corrections and drainage improvements-----	\$	74.13
Project No. 4959 - Boysen Rd, 880' north of 116th Ave - Twp elected not to complete this project.		
Culvert replacement-----	\$	455.82

MONTEREY TOWNSHIP

Mowing Program-----	\$	3,183.13
Project No. 4975 - 136th Ave, 30th St to 28th St (50/50 with Salem)		
Replace 3 existing culverts with concrete box culverts-----	\$	29,449.76
Project No. 4992 - 34th St, 130th Ave to 132nd Ave		
Reconstruct for future HMA surface-----	\$	361,565.92
Project No. 400023 - 132nd Ave, 32nd St to 30th St		
Resurface with 1 course of HMA, LSVP @ 220 lb/syd, 28' wide, 2' gravel shoulders-----	\$	316.67
Project No. 400024 - 34th St, 130th Ave to 132nd Ave		
Surface with 2 courses of HMA, LSVP @ 165 lb/syd, 28' wide, 2' gravel shoulders-----	\$	1,091.25

OTSEGO TOWNSHIP

Dustlayer Program-----	\$	56,665.82
Gravel Resurfacing Program-----	\$	56,444.77
Mowing Program-----	\$	3,928.43
Project No. 4012 - 110th Ave, 15th St to Gun Plain Township line; 15th St, 110th Ave to 111th Ave		
Clearing, ditch establishment, culvert replacements, and restoration-----	\$	415,733.11
Project No. 4013 - 110th Ave, 15th St to Township line; 15th St, 110th Ave to 111th Ave		
Crush, shape, resurface with 2 courses of HMA, 4E1 @ 165 lb/syd, 22' wide, 4-5' gravel shoulders-----	\$	943.04
Project No. 4945 - 110th, 15th St east to Gun Plain Township line - Twp elected not to complete this project.		
Resurface with 1 course of HMA 13A @ 220 lb/syd, 22' wide, 3-5' gravel shoulders-----	\$	1,081.00

OVERISEL TOWNSHIP

Dustlayer Program-----	\$	7,239.81
Mowing Program-----	\$	4,523.29
Project No. 4016 - 141st Ave, 45th St to 43rd St		
Surface with 2 courses of HMA 13A @ 165 lb/syd, 22' wide, 5' gravel shoulders-----	\$	202,498.07
Project No. 4017 - 36th St, 136th Ave to 139th Ave (50/50 with Salem)		
Resurface with 1 course of HMA 13A @ 220 lb/syd, 32' wide, 1' gravel shoulders-----	\$	124,489.83
Project No. 4018 - 137th Ave, 47th St to 43rd Ave		
Resurface with 1 course of HMA 13A @ 220 lb/syd, 22' wide, 5' gravel shoulders-----	\$	261,501.00
Project No. 4019 - 138th Ave, 43rd St to 40th St		
Resurface with 1 course of HMA 13A @ 220 lb/syd, 22' wide, 5' gravel shoulders-----	\$	132,645.24
Project No. 4021 - 138th Ave, 380' east of 42nd St		
Replace existing 6' x 9' timber box culvert with 16' x 6' x 72' concrete box culvert-----	\$	207,738.33
Project No. 4055 - 37th St, 139th Ave to 140th Ave		
Reconstruct for future HMA surface-----	\$	781.58
Project No. 4058 - Ottogan St, 1,900' east of 48th St		
Replace existing 48" x 70' cmp with 84" x 72' concrete culvert-----	\$	80,799.35
Project No. 400025 - 144th Ave, 46th St to 42nd St		
Resurface with 1 course of HMA, LVSP @ 220 lb/syd, 22' wide, 4-5' gravel shoulders-----	\$	531.25
Project No. 400026 - 146th Ave, 48th St to 46th St		
Resurface with 1 course of HMA, LVSP @ 220 lb/syd, 22' wide, 4-5' gravel shoulders-----	\$	316.67
Project No. 400027 - 40th St, 144th Ave to 146th Ave		
Resurface with 1 course of HMA, LVSP @ 220 lb/syd, 22' wide, 4-5' gravel shoulders-----	\$	316.67

SALEM TOWNSHIP

Mowing Program-----	\$	3,321.99
Project No. 4009 - 28th St, 146th Ave to 0.5 miles south		
Reconstruct for future HMA surface-----	\$	207.58
Project No. 4014 - Ottogan St, 30th St to 26th St		
Reconstruct for future HMA surface-----	\$	746,771.16
Project No. 4015 - Ottogan St, 30th St to 26th St		
Surface with 2 courses of HMA 4E1 @ 165 lb/syd, 32' wide, 1' gravel shoulders-----	\$	485.37
Project No. 4017 - 36th St, 136th Ave to 139th Ave (50/50 with Overisel)		
Resurface with 1 course of HMA 13A @ 220 lb/syd, 32' wide, 1' gravel shoulders-----	\$	124,489.82

SALEM TOWNSHIP (CONTINUED)

Project No. 4037 - 24th St, 138th Ave to 142nd Ave (50/50 with Dorr)	
Resurface with 1 course of HMA 13A @ 220 lb/syd, 30' wide, 1' gravel shoulders-----	\$ 140,236.51
Project No. 4065 - 34th St, 140th Ave to 0.50 miles north	
Reconstruct for future HMA surface-----	\$ 240.48
Project No. 4852 - 139th Ave, 36th St to 35th St	
Reconstruct for future HMA surface-----	\$ 494.99
Project No. 4975 - 136th Ave, 30th St to 28th St (50/50 with Monterey)	
Replace 3 existing culverts with concrete box culverts-----	\$ 29,449.76
Project No. 400005 - 139th Ave, 36th St to 35th St	
Surface with 2 courses of HMA 13A @ 165 lb/syd, 30' wide, 1' gravel shoulders-----	\$ 167,006.39
Project No. 400006 - 28th St, 146th Ave to 1,350' south	
Surface with 2 courses of HMA 13A @ 220 lb/syd, 30' wide, 1' gravel shoulders-----	\$ 86,385.31

SAUGATUCK TOWNSHIP

Dustlayer Program-----	\$ 7,349.94
Mowing Program-----	\$ 12,575.11
HMA Preventive Maintenance-----	\$ 72,271.48
Project No. 4060 - Sambroek Ln, Whiteside Ln, and Keppel Ln	
Resurface with 1 course of HMA, LVSP @ 220 lb/syd, 30' wide, 1' topsoil shoulders-----	\$ 91,550.23
Project No. 4062 - Clearbrook Dr, Blue Star Hwy to 65th St	
Resurface with 1 course of HMA, LVSP @ 220 lb/syd, 28' wide, 1-2' gravel shoulders-----	\$ 69,011.78
Project No. 4063 - Clearbrook Ct, Clearbrook Dr south to end	
Resurface with 1 course of HMA, LVSP @ 220 lb/syd, 30' wide, 1' topsoil shoulders-----	\$ 33,401.31
Project No. 4064 - Dugout Rd & Riverside Dr	
Clearing and asphalt milling surface-----	\$ 26,568.25
Project No. 400008 - 128th Ave, 66th St to 64th St	
Resurface with 1 course of HMA, LVSP @ 220 lb/syd, 28' wide, 1-2' gravel shoulders-----	\$ 113,078.94
Project No. 400028 - 133rd Ave, Old Allegan Rd to 60th St	
Resurface with 1 course of HMA, LVSP @ 220 lb/syd, 28' wide, 1-2' gravel shoulders-----	\$ 249.53
Project No. 400029 - Elizabeth St & Cemetery St, east of Holland St	
Resurface with 1 course of HMA, LVSP @ 220 lb/syd, 20' wide, 1' gravel shoulders-----	\$ 337.64

TROWBRIDGE TOWNSHIP

Dustlayer Program-----	\$ 19,874.02
Gravel Resurfacing Program-----	\$ 28,463.34
Mowing Program-----	\$ 4,273.44
Project No. 4053 - 109th Ave, 37th St to 34th St	
Clearing, culvert replacement, peat excavation and backfill, adding aggregate. Crush, shape, resurface with 2 courses of HMA LVSP @ 165 lb/syd, 22' wide, 1-2' gravel shoulders (65/35 with Cheshire)-----	\$ 3,302.17
Project No. 400009 - 104th Ave & 32nd St, from 650' west of M-40 Hwy, to M-40 Hwy at 32nd St	
Resurface with 1 course of HMA LVSP @ 220 lb/syd, 22' wide, 4' gravel shoulders-----	\$ 133,006.96

VALLEY TOWNSHIP

Dustlayer Program-----	\$ 13,598.02
Gravel Resurfacing Program-----	\$ 13,858.24
Mowing Program-----	\$ 2,685.11
Project No. 400022 - Taft Rd, M-40 Hwy to 124th Ave	
Reconstruct for future HMA surface to include clearing, grade establishment, culvert replacement, adding aggregate, crushing, shaping, and restoration-----	\$ 148.26

WATSON TOWNSHIP

Dustlayer Program-----	\$ 69,147.67
Gravel Resurfacing Program-----	\$ 126,343.95
Mowing Program-----	\$ 3,045.66

WATSON TOWNSHIP (CONTINUED)

Project No. 4029 - 21st St, 1,850' north of M-222 Hwy	
Replace existing 72" x 38' cmp with 96" x 56' concrete culvert-----	\$ 1,153.90
Project No. 4030 - 21st St, 4,080' north of M-222 Hwy	
Replace existing 60" x 50' cmp with 84" x 64' concrete culvert-----	\$ 47,153.49
Project No. 4031 - 118th Ave, 600' west of 21st St	
Replace existing 48" x 56' cmp with 72" x 64' concrete culvert-----	\$ 44,428.16
Project No. 400010 - 21st St, 130' south of 119th Ave	
Replace existing 46" x 60" x 52' elliptical cmp with 72" x 64' concrete culvert-----	\$ 40,197.67

WAYLAND TOWNSHIP

Dustlayer Program-----	\$ 50,265.12
Gravel Resurfacing Program-----	\$ 47,096.30
Mowing Program-----	\$ 3,373.95
HMA Preventive Maintenance-----	\$ 18,359.82
Project No. 4042 - 6th St & 131st Ave, Gregorville Rd to 4th St	
Reconstruct for future HMA surface-----	\$ 774,153.84
Project No. 4044 - Gregorville Rd & 133rd Ave, 6th St to Patterson Rd	
Reconstruct for future HMA surface-----	\$ 2,047.01
Project No. 400017 - Rookus Dr and Ridgeview Dr, east of 10th St	
Resurface with 1 course of HMA, LSVP @ 220 lb/syd, 30' wide, 1' topsoil shoulders-----	\$ 70,113.83

BRIDGE REPLACEMENT PROGRAM - 2020 PROGRESS REPORT
 Costs for calendar year 2020 are shown for all projects listed below.
 Total project costs through the end of the year are shown in parentheses.

PRIMARY ROAD SYSTEM BRIDGE PROJECTS

Project No. 3923	56th St, north of 104th Ave (SN# 193) Remove structure and replace with pre-stressed concrete I-beams, concrete deck and related approach work	\$ 16,409.19 \$ (1,213,698.45)
Project No. 3924	146th Ave, west of 48th St (SN# 189) Remove structure and replace with pre-stressed concrete I-beams, concrete deck and related approach work	\$ 4,184.00 \$ (12,350.75)

LOCAL ROAD SYSTEM BRIDGE PROJECTS

Project No. 5040	138th Ave, east of 28th St (SN#296) Remove structure and replace with pre-stressed concrete box beams, concrete deck and related approach work	\$ 13,956.91
Project No. 5041	70th St, south of 103rd Ave (SN#218) Deck and abutment waterproofing, HMA surface replacement, and guardrail	\$ 3,749.91
Project No. 5042	107th Ave, west of 46th St (SN#224) Deck and abutment waterproofing, HMA surface replacement, and guardrail	\$ 3,749.91
Project No. 5043	55th St, north of 109th Ave (SN#267) Deck and abutment waterproofing, HMA surface replacement, and guardrail	\$ 3,977.82
Project No. 5044	12th St, north of 136th Ave (SN#272) Deck and abutment waterproofing, HMA surface replacement, and guardrail	\$ 3,749.91
Project No. 5045	Ottogan St, east of 46th St (SN#289) Deck and abutment waterproofing, HMA surface replacement, and guardrail	\$ 3,977.82
Project No. 5046	114th Ave, west of 21st St (SN#310) Deck and abutment waterproofing, HMA surface replacement, and guardrail	\$ 3,749.91
Project No. 5047	104th Ave, east of 64th St (SN#215) Deck waterproofing, HMA surface replacement, and guardrail	\$ 2,514.89
Project No. 5048	63rd St, south of 106th Ave (SN#222) Deck waterproofing, HMA surface replacement, and guardrail	\$ 2,514.89
Project No. 5049	136th Ave, west of 22nd St (SN#229) Deck waterproofing, HMA surface replacement, and guardrail	\$ 2,514.89
Project No. 5050	54th St, north of 104th Ave (SN#268) Deck waterproofing, HMA surface replacement, and guardrail	\$ 2,514.89
Project No. 5051	120th Ave, east of 2nd St (SN#278) Deck waterproofing and HMA surface replacement	\$ 2,514.88
Project No. 5052	22nd St, north of 110th Ave (SN#281) Deck waterproofing, HMA surface replacement, and guardrail	\$ 2,514.88
Project No. 5053	140th Ave, west of 32nd St (SN#297) Deck waterproofing, HMA surface replacement, and guardrail	\$ 2,514.88

CERTIFIED ROAD MILEAGE & NUMBER OF BRIDGES 2020
(South and West Township Lines are credited to that township)

TOWNSHIP	MILES OF PRIMARY ROADS	MILES OF LOCAL ROADS	NUMBER OF PRIMARY BRIDGES (20 foot span or more)	NUMBER OF LOCAL BRIDGES (20 foot span or more)
ALLEGAN	31.47	26.63	None	None
CASCO	27.09	68.29	3 (1)	14 (7)
CHESHIRE	23.52	58.08	3 (0)	3 (2)
CLYDE	19.61	47.50	1 (0)	2 (0)
DORR	20.98	73.84	1 (0)	11 (4)
FILLMORE	28.93	41.62	5 (1)	6 (0)
GANGES	33.89	38.02	3 (0)	3 (1)
GUN PLAIN	23.39	47.82	3 (1)	5 (0)
HEATH	13.27	51.82	None	None
HOPKINS	21.04	55.50	6 (2)	14 (2)
LAKETOWN	15.71	47.76	None	1 (0)
LEE	23.70	71.60	3 (0)	5 (0)
LEIGHTON	26.25	61.47	1 (0)	3 (0)
MANLIUS	9.33	51.83	1 (0)	1 (0)
MARTIN	19.15	56.63	4 (0)	3 (0)
MONTEREY	18.38	58.19	None	1 (0)
OTSEGO	18.79	56.69	3 (0)	3 (0)
OVERISEL	21.57	74.69	3 (0)	12 (1)
SALEM	21.03	61.04	3 (0)	12 (2)
SAUGATUCK	21.12	32.67	1 (0)	None
TROWBRIDGE	17.64	49.72	2 (0)	3 (1)
VALLEY	17.92	49.22	1 (1)	1 (0)
WATSON	14.31	53.86	None	3 (1)
WAYLAND	32.80	42.83	1 (0)	2 (1)
TOTAL	520.89	1277.32	48 (6)	108 (22)

The numbers in parenthesis are the bridges that are structurally deficient or functionally obsolete.

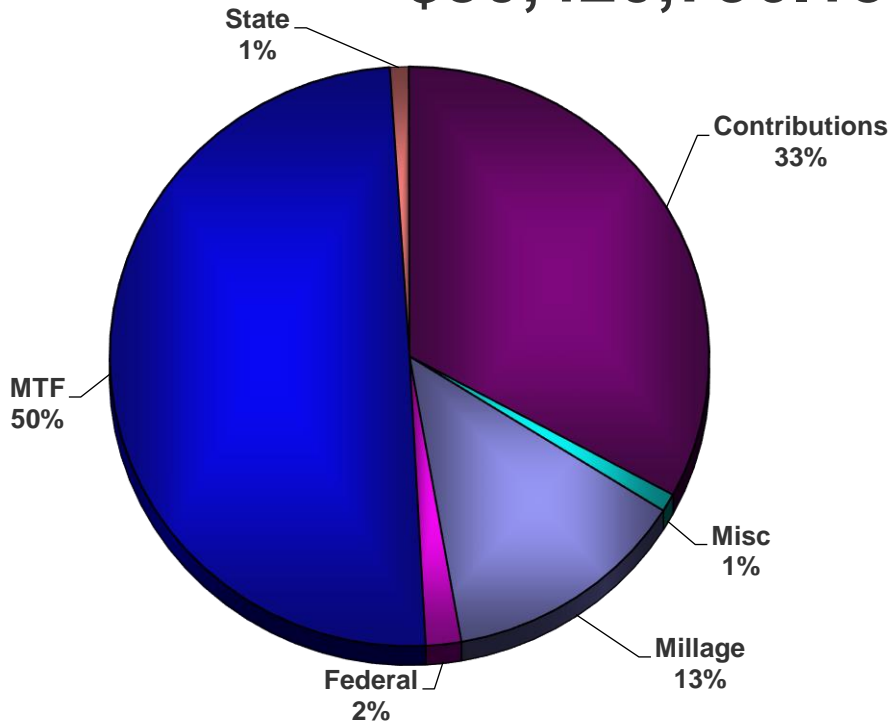
CERTIFIED URBAN AREA MILEAGE

(These mileages are also included in the total certified road mileages listed above.)

<u>TOWNSHIP</u>	<u>PRIMARY ROADS</u>	<u>LOCAL ROADS</u>
ALLEGAN	9.11	9.40
CASCO	2.12	2.64
FILLMORE	4.15	9.38
GUN PLAIN	6.03	8.51
LAKETOWN	5.45	17.14
OTSEGO	6.04	13.07
OVERISEL	0.00	1.43
TROWBRIDGE	0.25	0.43
TOTAL	33.15	31.79

2020 Revenues

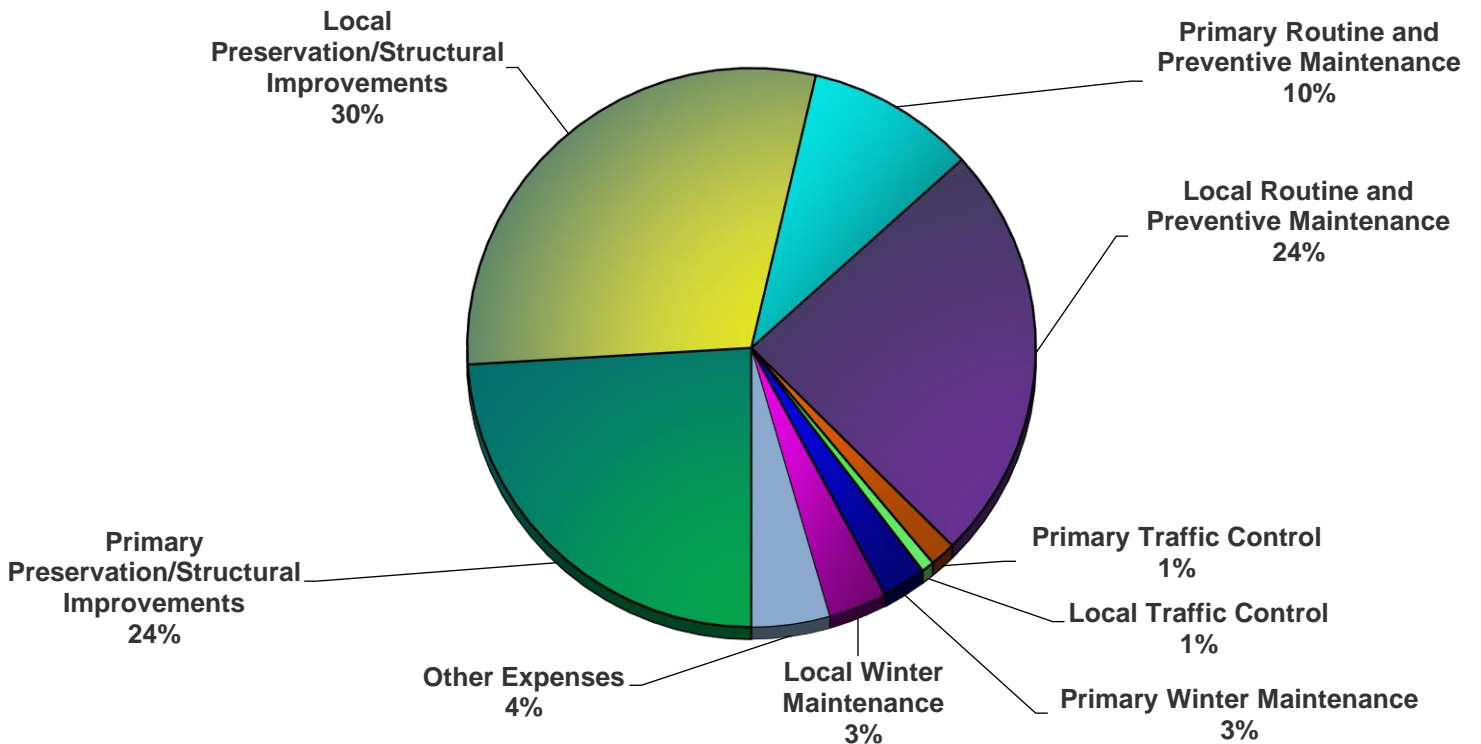
\$30,420,796.15



25% of the Primary Road Fund, Total MTF revenue was transferred to the Local Road Fund in 2020.

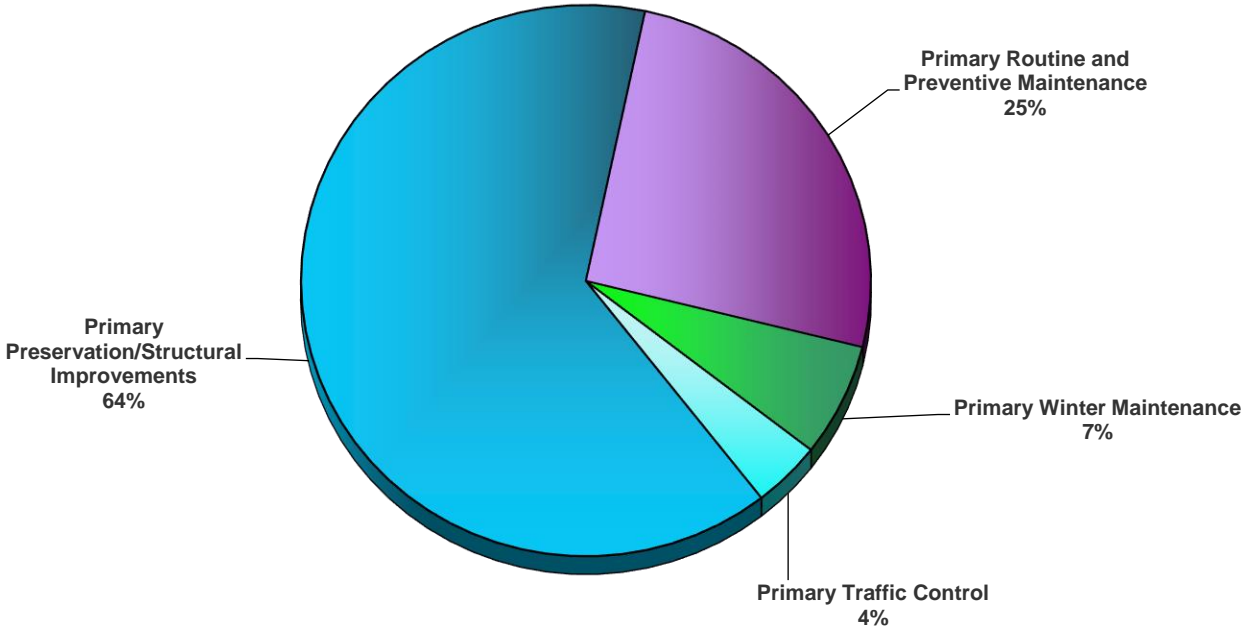
2020 Expenses

\$32,761,754.91



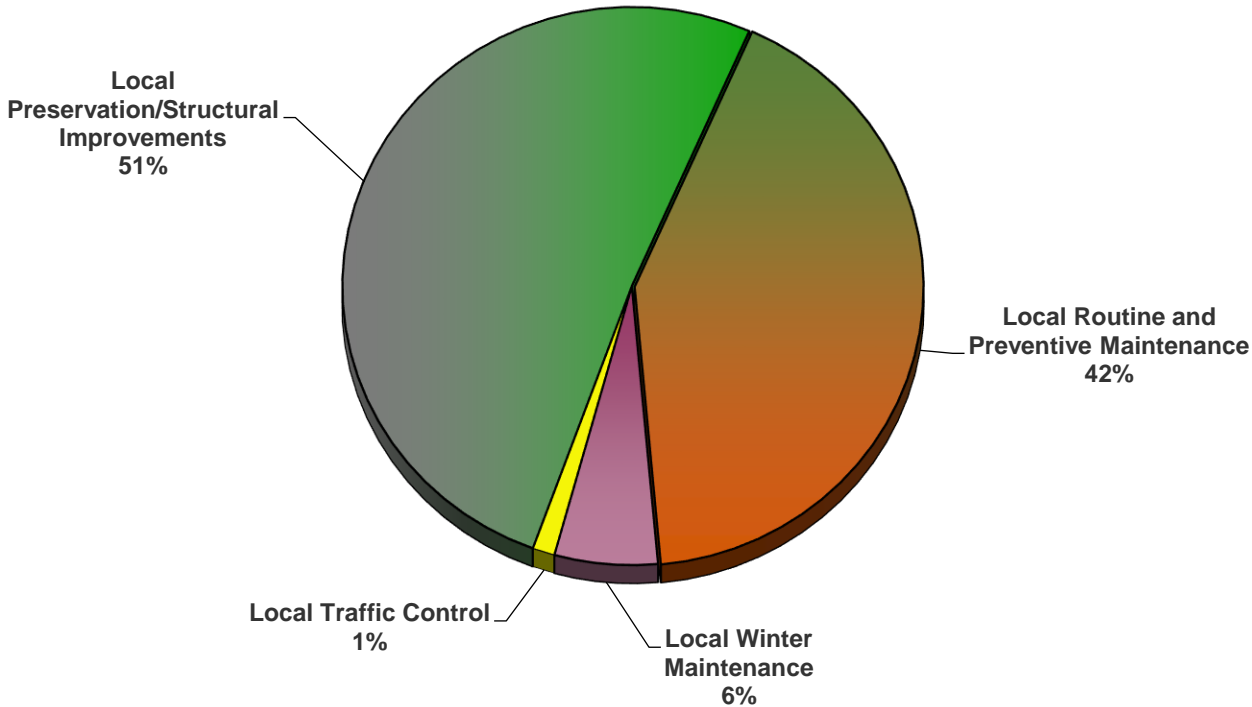
2020 Primary Road Expenses

\$12,330,849.04

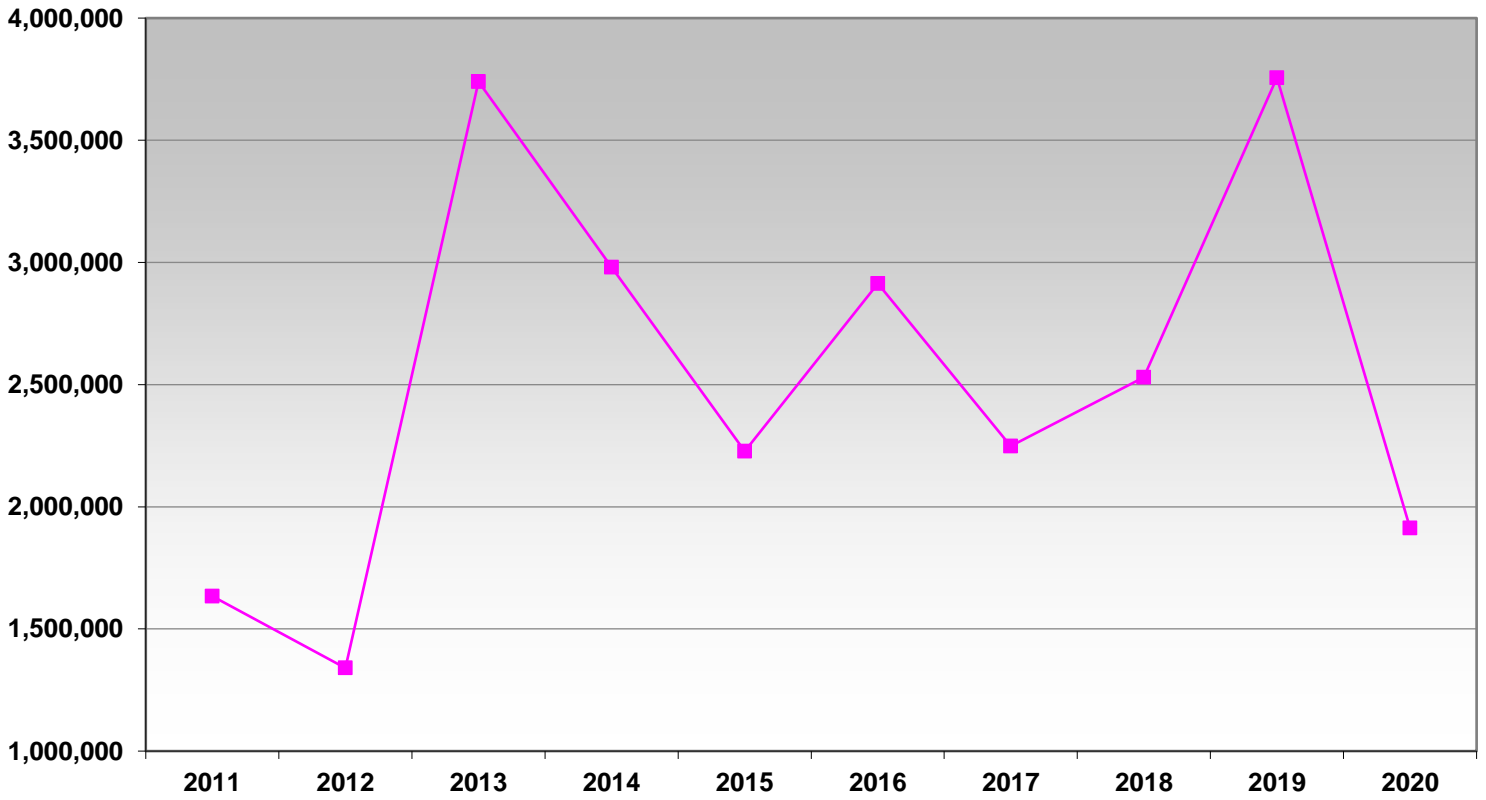


2020 Local Road Expenses

\$18,973,313.63



Winter Maintenance



Michigan Transportation Funds

