

Allegan County Board of Commissioners



County Services Building
3283 – 122nd Avenue
Allegan, MI 49010
269-673-0203 Main Office
269-686-5331 Main Fax
<http://www.allegancounty.org>

Scott Beltman, Chair
Craig Van Beek, Vice Chair

BOARD OF COMMISSIONERS MEETING – AGENDA

***REVISION #1 – 4/21/2026**

Thursday, April 23, 2026 – 7 PM

County Services Building – Board Room
Virtual Connectivity Options Attached

DISTRICT 1

Craig Van Beek
616-299-6668
cvanbeek@
allegancounty.org

Meetings of the Board of Commissioners held in the Board Room are streamed live and recorded in accordance with the County's Live Stream & Publishing Recordings of Meetings [Policy](#), which can be viewed on the County's website. Your attendance constitutes your consent to audio/visual streaming and/or recording and to permit the County to broadcast your name/voice/image/content to a broader audience.

DISTRICT 2

Mark DeYoung
616-318-9612
mdeyoung@
allegancounty.org

7 PM

CALL TO ORDER:

ROLL CALL:

OPENING PRAYER: Commissioner Brad Lubbers

PLEDGE OF ALLEGIANCE:

PUBLIC HEARING:

APPROVAL OF MINUTES: April 9, 2026

PUBLIC PARTICIPATION:

ADDITIONAL AGENDA ITEMS:

APPROVAL OF AGENDA:

PRESENTATIONS:

INFORMATIONAL SESSION:

Chris Machiela—Drain Commissioner

ADMINISTRATIVE REPORTS:

DISTRICT 3

Brad Lubbers
616-218-5069
blubbers@
allegancounty.org

CONSENT ITEMS:

1. *Administration—Claims & Interfund Transfers (4/17/26 & 4/24/26)
2. *Sheriff's Department—apply/accept FY2027 Michigan Department of Corrections Comprehensive Community Corrections Grant (266-072)

DISTRICT 4

Scott Beltman
616-292-1414
sbeltman@
allegancounty.org

DISCUSSION ITEMS:

1. *Board of Commissioners—approve Allegan Conservation District Millage Language (Tabled from 4/9/26)
2. *Administration—procure new Enterprise Resource Planning Solution (265-967)
3. *Board of Commissioners—General Appointment

DISTRICT 5

Gale Dugan
269-694-5276
gdugan@
allegancounty.org

ACTION ITEMS:

1. *Equalization—approve FY2026 L-4024 (266-488)

Mission Statement

“The Allegan County Board of Commissioners shall plan, develop, and evaluate the necessary policies and resources to ensure our county continues to progress and prosper”

PLANNING ITEMS:

1. None
-

PUBLIC PARTICIPATION:

FUTURE AGENDA ITEMS:

- OPENING PRAYER: Commissioner Gale Dugan
- INFORMATION SESSION: Sheriff's Office
- ADMINISTRATIVE REPORT: 2025 Annual Report & 1st Quarter 2026 Wellness Report
- ADMINISTRATIVE REPORT: Quarterly Capital Report
- PLANNING: Health Department 2026 Q1 Report/Annual Report

QUEST FOR MILEAGE:

BOARDS AND COMMISSIONS REPORTS:

ROUND TABLE:

CLOSED SESSION:

ADJOURNMENT: Next Meeting – Thursday, May 14, 2026, 9 AM @ BOARD ROOM – COUNTY SERVICES BUILDING, COUNTY SERVICES COMPLEX.

PUBLIC PARTICIPATION: *The right to address the public is granted by the Michigan Open Meetings Act under rules established by the BOC. MCL 15.263(5).*

The public shall be allowed to address the BOC within the following parameters:

Public comment shall be permitted during the public participation portion(s) of the agenda following the SPEAKER'S declaration of

- 1. Name, local unit of residence, and*
- 2. The topic which they wish to address, and*
- 3. In general, a maximum of five (5) minutes shall be granted to each person making a public comment; however, that time may be modified at the discretion of the Chair.*

Any exceptions to the rules of public participation shall be at the discretion of the Chair.



Allegan County Board of Commissioners

STEP 1: Connect to the Meeting

- OPTION 1: Zoom over Telephone

- Call (929) 205-6099 -or- (312) 626-6799 -or- (253) 215-8782
- Type in Meeting ID: 891 6032 7098, then #, then # again
- Type in Meeting Password: **471420**, then #

- To raise your hand to speak, press *9

- To Mute and Unmute, press 6*

<STOP here>

You do not have to continue reading the rest of the instructions.

- OPTION 2: Youtube

- Open Internet Explorer or Chrome
- Navigate to <https://www.youtube.com/channel/UCQliZQstN2Pa57QAItAWdKA>
- Click on image of “Live” video

<STOP here>

You do not have to continue reading the rest of the instructions.

- OPTION 3: Zoom over Web browser

- Open Internet Explorer or Chrome
- Navigate to <https://zoom.us/j/89160327098>
- Meeting Password: **Board**

<Continue with the rest of the instructions>

STEP 2: Enter registration information

Webinar Registration - Zoom

zoom.us/webinar/register/WN_YneHxuk_SjqfnMwchbtUEg

Webinar Registration

Topic: BOC Meeting - 4/9/2020

Time: Apr 9, 2020 01:00 PM in Eastern Time (US and Canada)


* Required information


First Name *

Last Name *

Email Address *

Confirm Email Address *

I'm not a robot  reCAPTCHA Privacy - Terms

Select all images with 

VERIFY

US Dollars

Lang:

Er:

Curre:

Support

- Test Zoom
- Account
- Support Center
- Live Training
- Feedback
- Contact Us
- Accessibility

Sales

- 1.888.799.9666
- Contact Sales
- Plans & Pricing
- Request a Demo
- Webinars and Events

Download

- Meetings Client
- Zoom Rooms Client
- Browser Extension
- Outlook Plug-in
- Lync Plug-in
- iPhone/iPad App
- Android App

About

- Zoom Blog
- Customers
- Our Team
- Why Zoom
- Features
- Careers
- Integrations
- Partners
- Investors

1. Enter name and email

2. Click this box

3. Answer challenge question

4. Click when done.

STEP 3: This Window will appear when connected.



STEP 4: Adjust audio settings (if needed)


The screenshot shows the Zoom application interface. On the left, a vertical menu lists various settings: General, Video, Audio, Share Screen, Virtual Background, Recording, Statistics, Feedback, Keyboard Shortcuts, and Accessibility. A blue arrow labeled '1' points to the 'Audio' option in this menu. A second blue arrow labeled '2' points to the 'Remote Audio' option in a sub-menu that is open at the bottom of the screen. This sub-menu lists: 'Remote Audio' (checked), 'Same as System', 'Test Speaker & Microphone...', 'Leave Computer Audio', and 'Audio Settings...'. The main 'Settings' window is open to the 'Audio' tab, showing options for Speaker (Test Speaker, Remote Audio), Output Level, Volume, Microphone (Test Mic), Input Level, and Volume. There are also checkboxes for 'Automatically adjust volume', 'Use separate audio device to play ringtone simultaneously', 'Automatically join audio by computer when joining a meeting', 'Mute my microphone when joining a meeting', 'Press and hold SPACE key to temporarily unmute yourself', and 'Sync buttons on headset'. An 'Advanced' button is visible at the bottom right of the settings window. The background shows a meeting agenda with items like 'Economic Development - Greg King, Director' and 'ADMINISTRATIVE REPORTS: CONSENT ITEMS: 1. Motion to approve of claims paid and to incorporate into proceedings of the Board (3/20/20 & 3/27/20)'. At the bottom of the screen, there are icons for Chat, Raise Hand, and Q&A.

STEP 5: Raise hand to be recognized to speak.

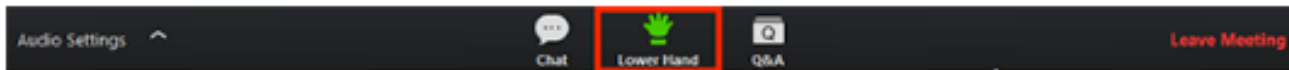
- Once “Raise Hand” is clicked, the Board Chairperson will receive notice and may UNMUTE your microphone when ready and verbally recognize you to speak.

On bottom of screen.

1. Click **Raise Hand** in the Webinar Controls.



2. The host will be notified that you've raised your hand.
3. Click **Lower Hand** to lower it if needed.



STEP 6: To leave the meeting

The screenshot shows a Zoom meeting interface. At the top, a green banner reads "You are viewing Allegan County Administration's screen" with a "View Options" dropdown. In the top right corner, there is an "Enter Full Screen" button. The main content is a document viewer displaying a Microsoft Word document titled "BOC20200409_agenda [Compatibility Mode] - Word". The document header includes the "Allegan County Board of Commissioners" logo and contact information for County Services Building, including address, phone, fax, and website. Below the header, the document title is "BOARD OF COMMISSIONERS MEETING – AGENDA". The agenda items are listed by district: DISTRICT 1 (Dean Kasperge), DISTRICT 2 (Jim Storey), DISTRICT 3 (Max R. Thiele), and DISTRICT 4 (Mick DeYoung). The agenda items include "Virtual Meeting – Connectivity Instructions Attached", "1PM CALL TO ORDER: ROLL CALL: OPENING PRAYER: PLEDGE OF ALLEGIANCE: COMMUNICATIONS: Attached APPROVAL OF MINUTES: Attached", "PUBLIC PARTICIPATION: ADDITIONAL AGENDA ITEMS: APPROVAL OF AGENDA: PRESENTATIONS: PROCLAMATIONS: INFORMATIONAL SESSION: Attached ADMINISTRATIVE REPORTS:", and "CONSENT ITEMS:". The document footer shows "PAGE 1 OF 2 251 WORDS" and a zoom level of "100%". At the bottom of the Zoom window, the meeting control bar is visible, featuring "Audio Settings", "Chat", "Raise Hand", "Q&A", and a red "Leave Meeting" button. A large blue arrow points to the "Leave Meeting" button.