

Allegan County Board of Commissioners



County Services Building
3283 – 122nd Avenue
Allegan, MI 49010
269-673-0203 Main Office
269-686-5331 Main Fax
<http://www.allegancounty.org>

Scott Beltman, Chair
Craig Van Beek, Vice Chair

BOARD OF COMMISSIONERS MEETING – AGENDA

***REVISION #1 – 3/24/26**

Thursday, March 26, 2026 – 9 AM
County Services Building – Board Room
Virtual Connectivity Options Attached

DISTRICT 1
Craig Van Beek
616-299-6668
cvanbeek@
allegancounty.org

Meetings of the Board of Commissioners held in the Board Room are streamed live and recorded in accordance with the County's Live Stream & Publishing Recordings of Meetings [Policy](#), which can be viewed on the County's website. Your attendance constitutes your consent to audio/visual streaming and/or recording and to permit the County to broadcast your name/voice/image/content to a broader audience.

DISTRICT 2
Mark DeYoung
616-318-9612
mdeyoung@
allegancounty.org

9 AM **CALL TO ORDER:**
ROLL CALL:
OPENING PRAYER: Commissioner Mark DeYoung
PLEDGE OF ALLEGIANCE:
PUBLIC HEARING:
APPROVAL OF MINUTES: March 12, 2026
PUBLIC PARTICIPATION:
ADDITIONAL AGENDA ITEMS:
APPROVAL OF AGENDA:
PRESENTATIONS: Employee Recognition - Ann Marie Briggs
INFORMATIONAL SESSION: None
ADMINISTRATIVE REPORTS:

DISTRICT 3
Brad Lubbers
616-218-5069
blubbers@
allegancounty.org

CONSENT ITEMS:

1. Motion to approve of claims paid and to incorporate into proceedings of the Board (3/20/26 & 3/27/26)

DISTRICT 4
Scott Beltman
616-292-1414
sbeltman@
allegancounty.org

DISCUSSION ITEMS:

DISTRICT 5
Gale Dugan
269-694-5276
gdugan@
allegancounty.org

1. Board of Commissioners—appoint Environmental Health Board of Appeals (265-003)
2. *Board of Commissioners—Immunizations and Administrative Fees (264-495)
3. *Lake Levels
 - a. Baseline Lake
 - b. Minor Lake
 - c. Osterhout Lake
 - d. Pine Creek

ACTION ITEMS:

1. None

Mission Statement

“The Allegan County Board of Commissioners shall plan, develop, and evaluate the necessary policies and resources to ensure our county continues to progress and prosper”

PLANNING ITEMS:

1. Board Strategic Planning
 - a. 2025-29 Board Planning—Closeout
 - b. 2025-29 Board Planning—Carry Over to 2026-30 Plan
 - c. 2026-30 Board Planning—New Project Additions
-

PUBLIC PARTICIPATION:

FUTURE AGENDA ITEMS:

- OPENING PRAYER: Commissioner Craig Van Beek
- INFORMATION SESSION: District Court

REQUEST FOR MILEAGE:

BOARDS AND COMMISSIONS REPORTS:

ROUND TABLE:

CLOSED SESSION:

ADJOURNMENT: Next Meeting – Thursday, April 9, 2026, 9 AM @ BOARD ROOM – COUNTY SERVICES BUILDING, COUNTY SERVICES COMPLEX.

PUBLIC PARTICIPATION: *The right to address the public is granted by the Michigan Open Meetings Act under rules established by the BOC. MCL 15.263(5).*

The public shall be allowed to address the BOC within the following parameters:

Public comment shall be permitted during the public participation portion(s) of the agenda following the SPEAKER’S declaration of

1. *Name, local unit of residence, and*
2. *The topic which they wish to address, and*
3. *In general, a maximum of five (5) minutes shall be granted to each person making a public comment; however, that time may be modified at the discretion of the Chair.*

Any exceptions to the rules of public participation shall be at the discretion of the Chair.



Allegan County Board of Commissioners

STEP 1: Connect to the Meeting

- OPTION 1: Zoom over Telephone

- Call (929) 205-6099 -or- (312) 626-6799 -or- (253) 215-8782
- Type in Meeting ID: 891 6032 7098, then #, then # again
- Type in Meeting Password: **471420**, then #

- To raise your hand to speak, press *9

- To Mute and Unmute, press 6*

<STOP here>

You do not have to continue reading the rest of the instructions.

- OPTION 2: Youtube

- Open Internet Explorer or Chrome
- Navigate to <https://www.youtube.com/channel/UCQliZQstN2Pa57QAItAWdKA>
- Click on image of “Live” video

<STOP here>

You do not have to continue reading the rest of the instructions.

- OPTION 3: Zoom over Web browser

- Open Internet Explorer or Chrome
- Navigate to <https://zoom.us/j/89160327098>
- Meeting Password: **Board**

<Continue with the rest of the instructions>

STEP 2: Enter registration information

Webinar Registration - Zoom

zoom.us/webinar/register/WN_YneHxuk_SjqfnMwchbtUEg

Webinar Registration

Topic: BOC Meeting - 4/9/2020

Time: Apr 9, 2020 01:00 PM in Eastern Time (US and Canada)


* Required information


First Name *

Last Name *

Email Address *

Confirm Email Address *

I'm not a robot  reCAPTCHA Privacy - Terms

Select all images with 

VERIFY

US Dollars

Lang

Er

Curre

Support

Test Zoom

Account

Support Center

Live Training

Feedback

Contact Us

Accessibility

Sales

1.888.799.9666

Contact Sales

Plans & Pricing

Request a Demo

Webinars and Events

Download

Meetings Client

Zoom Rooms Client

Browser Extension

Outlook Plug-in

Lync Plug-in

iPhone/iPad App

Android App

About

Zoom Blog

Customers

Our Team

Why Zoom

Features

Careers

Integrations

Partners

Investors

1. Enter name and email

2. Click this box

4. Click when done.

3. Answer challenge question

STEP 3: This Window will appear when connected.



STEP 4: Adjust audio settings (if needed)

The image shows a Zoom meeting interface with the 'Settings' window open to the 'Audio' tab. A vertical black bar on the left side of the meeting window has a blue arrow labeled '1' pointing to it. A blue arrow labeled '2' points from the 'Audio' tab in the settings window to the meeting content area. The meeting content area displays the name 'Economic Development - Greg King, Director' and 'ADMINISTRATIVE REPORTS:'. Below this, it says 'CONSENT ITEMS:' followed by a list item: '1. Motion to approve of claims paid and to incorporate into proceedings of the Board (3/20/20 & 3/27/20)'. The 'Settings' window shows the 'Speaker' section with 'Test Speaker' selected and 'Remote Audio' in a dropdown menu. The 'Volume' slider is set to approximately 80%. The 'Microphone' section has 'Test Mic' selected. The 'Volume' slider is also set to approximately 80%. There are several checkboxes at the bottom of the settings window, including 'Automatically adjust volume' (checked), 'Use separate audio device to play ringtone simultaneously' (unchecked), 'Automatically join audio by computer when joining a meeting' (unchecked), 'Mute my microphone when joining a meeting' (unchecked), 'Press and hold SPACE key to temporarily unmute yourself' (checked), and 'Sync buttons on headset' (checked). An 'Advanced' button is visible at the bottom right of the settings window. At the bottom of the meeting window, there is a toolbar with icons for 'Chat', 'Raise Hand', and 'Q&A'.

Settings

General

Video

Audio

Share Screen

Virtual Background

Recording

Statistics

Feedback

Keyboard Shortcuts

Accessibility

Speaker

Test Speaker Remote Audio

Output Level:

Volume:

Microphone

Test Mic

Input Level:

Volume:

Automatically adjust volume

Use separate audio device to play ringtone simultaneously

Automatically join audio by computer when joining a meeting

Mute my microphone when joining a meeting

Press and hold SPACE key to temporarily unmute yourself

Sync buttons on headset

Advanced

269-673-4514
mthiele@allegancounty.org

Economic Development — Greg King, Director
ADMINISTRATIVE REPORTS:

CONSENT ITEMS:

1. Motion to approve of claims paid and to incorporate into proceedings of the Board (3/20/20 & 3/27/20)

DISTRICT 4
Mark DeYoung
616-318-9612
mdeyoung@allegancounty.org

Audio Settings


Chat Raise Hand Q&A

STEP 5: Raise hand to be recognized to speak.

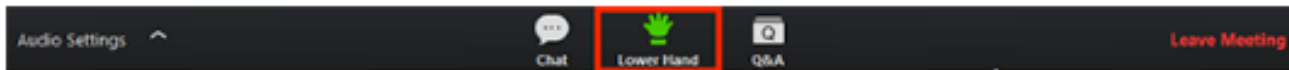
- Once “Raise Hand” is clicked, the Board Chairperson will receive notice and may UNMUTE your microphone when ready and verbally recognize you to speak.

On bottom of screen.

1. Click **Raise Hand** in the Webinar Controls.



2. The host will be notified that you've raised your hand.
3. Click **Lower Hand** to lower it if needed.



STEP 6: To leave the meeting

The screenshot shows a Zoom meeting interface. At the top, a green banner reads "You are viewing Allegan County Administration's screen" with a "View Options" dropdown. In the top right corner, there is an "Enter Full Screen" button. The main content is a document viewer displaying a Microsoft Word document titled "BOC20200409_agenda [Compatibility Mode] - Word". The document header includes the "Allegan County Board of Commissioners" logo and contact information for Jim Storey and Gale Dugan. The agenda items are listed under "BOARD OF COMMISSIONERS MEETING - AGENDA", including District 1 through 4 details and a central list of items like "CALL TO ORDER", "ROLL CALL", "OPENING PRAYER", etc. At the bottom of the screen, the Zoom meeting control bar is visible, featuring icons for "Audio Settings", "Chat", "Raise Hand", and "Q&A". A red "Leave Meeting" button is located in the bottom right corner, with a large blue arrow pointing towards it.